Hydraulikk as

kNm

Torque and tension specialist

SPANNERS

RATCHET SPANNERS
›123

COMBINATION SPANNERS
›125

DOUBLE ENDED RING SPANNERS
›129

OPEN ENDED SPANNERS
›134

DEEP RING SPANNERS
›141

SLOGGING SPANNERS
›142

CROWFOOT SPANNERS
›144

SWIVEL HEAD WRENCHES
›145

SOCKET WRENCHES
›146

MULTI FITTING KEYS
›150

HOOK SPANNERS
›150

ACCESSORIES
›151

SPANNERS
OVERVIEW

Durable and for high loadings

- For heavy continuous use and safety in everyday work
- High torque - GEDORE quality spanners do not fracture or splinter when overloaded, but deform under incorrect use, therefore posing a lower risk of injury to the user
- Comfortable to hold due to ergonomic profiles without sharp edges
- Secure grip even with oily hands
- Non-glare look thanks to matt chrome-plating

iSIZE iCOAT iMOD

A well-functioning extended range

- Extremely large selection in standardised and non-standardised, metric (mm), imperial (AF) and Whitworth (W) sizes
- Top-grade industrial quality for the hardest of continuous use
- Available individually or in practical sets or modules
- Customised manufacturing, designs and types on request

Everything safely under control

- Use of the very best raw materials, state-of-the-art machinery and environmentally-friendly production processes
- Tools without chrome VI have been a given thing for several years
- Our tool experts guarantee precision-like processing and permanent development
- Unique manufacturing processes and special tool treatment for optimum results
- Stringent quality checks after each production step ensure a constantly high level
- Professional service through to development of special customised tools

iFORGE

Precision, correct measurements and perfect fit

- The most important requirements a safe working environment
- Complete transmission of available torque
- Long life of nut and bolt
- Profiles easy on the bolt heads (UD, jaw, hexagon)
- Minimum production tolerances ensure that spanners fit perfectly on bolts

TOLERANCES ›120

UNIT-DRIVE PROFIL ›121



SPANNER MATRIX

Why matt chrome-plated?

- Non-glare look
- Non-slip surface for a firm grip even when hands are dirty
- Double protection against corrosion. A nickel layer is applied before chrome-plating. Nickel and chrome: these two layers combine to form optimum protection against corrosion.
- Chrome chips are practically unheard of on matt chrome-plated tools
- The matt chrome-plated GEDORE finish retains its elegant look for decades

Type / Series	Special			mm	"AF	Whitw.
Combination spanner set				**3 ▶ 80 mm**	**1/16" AF ▶ 2.7/16" AF**	**1/8 W ▶ 3/4 W**
No. 1 B		matt chrome-plated		5 - 80 mm	1/4" AF - 2.7/16" AF	1/8 W - 3/4 W
No. 7		matt chrome-plated		3 -36 mm	3/16" AF - 1" AF	-
No. 7 XL		matt chrome-plated		7 - 46 mm	-	-
No. 7 R	Schlüsselknarre	matt chrome-plated		8 - 36 mm	-	-
No. 7 UR	Schlüsselknarre	matt chrome-plated		8 - 24 mm	-	-
Open ended spanner				**4 ▶ 135 mm**	**1/4" AF ▶ 1.1/2" AF**	
No. 6		matt chrome-plated		4 x 4,5 - 55 x 60 mm	1/4 x 5/16" AF - 1.3/8" x 1.1/2" AF	-
No. 8		matt chrome-plated		4 - 14 mm	-	-
No. 60 CP		matt chrome-plated		0 - 36 mm	-	-
No. 60 P				0 - 36 mm	-	-
No. 62 P				0 - 63 mm	-	-
No. 60 S				0 - 36 mm	-	-
No. 894		manganese-phosphated		6 - 135 mm	1/4" AF - 1.1/8" AF	-
No. 895		manganese-phosphated		6 x 7 - 75 x 80 mm	-	-
Ring spanner				**5,5 ▶ 90 mm**	**1/4" AF ▶ 1" AF**	
No. 2		matt chrome-plated		5,5 x 7 - 55x 60 mm	-	-
No. 2 B		matt chrome-plated		6 x 7 - 17 x 19 mm	-	-
No. TX 4		matt chrome-plated		E6 x E8 - E20 x E24	-	-
No. 4		matt chrome-plated		6 x 7 - 46 x 50 mm	-	-
No. 4 R	Schlüsselknarre	matt chrome-plated		8 x 9 - 18 x 19 mm	1/4 x 5/16" AF - 1/2 x 9/16" AF	-
No. 400		matt chrome-plated		8 x 10 - 46 x 50 mm	5/16 x 3/8" AF - 7/8 x 1" AF	-
No. 304		matt chrome-plated offset		11 x 13 - 19 x 22mm	7/16 x 1/2" AF - 3/4 x 7/8" AF	-
Slogging spanner				**22 ▶ 135 mm**	**1" AF ▶ 3" AF**	
No. 133		shotblast finish		27 -130 mm	-	-
No. 306		shotblast finish		22 - 135 mm	1" AF - 3" AF	-
No. 306 G		shotblast finish		27 - 95 mm	-	-
Deep ring spanner				**24 ▶ 95 mm**		
No. 308		shotblast finish		32 - 65 mm	-	-
No. 2 A		matt chrome-plated		24 - 95 mm	-	-

THE KEY TO SUCCESS

Hi-tech for the perfect size

Tolerances achieved by GEDORE

Tolerances permitted by DIN standards

Your Advantage - Your PLUS in safety

- Precision dimensions ensure secure nut and bolt grip
- Long life of nut and bolt
- Complete transmission of available torque
- Top quality for better safety

Open-ended spanners have been made since the dawn of technology. But the continued use of traditional tools does not mean that they are still manufactured by conventional production processes. Tried and tested production stages are subject to continuous development by our workforce. Where modern technology can improve the quality, it is used. GEDORE grinds the spanner jaws to the exact rated size, using a high-tech grinding machine. Perfect fit is the most important requirement for non-damaging and safe work.

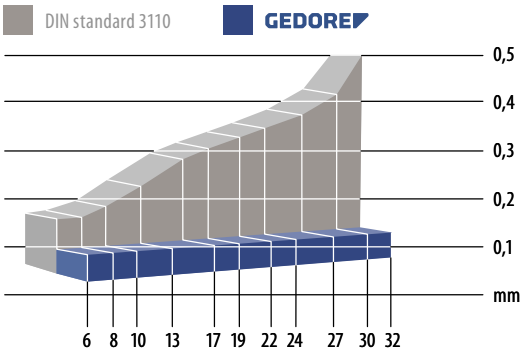

THE PRODUCTION OF A SPANNER

From the tool blank to the final product. Quality comes with existence - Step by Step.

1. High-Quality Steel 31CrV3
Highly-efficient eccentric presses cut the blank for an open-ended spanner from high-quality flat steel.

2. Hot Forging Process
In the pusher furnace, the blank is heated to the exact pre-selected temperature and enters the forge while still red hot. The steel is given its form under the multiton blows of a drop hammer.

3. Thermally Hardened
Using a special thermal treatment, achieves maximum hardness - and a guarantee of long service life.

4. Precisely Ground
The jaws of the spanners are given their exact dimensions only after the hardening process. For this purpose, a high-tech grinding robot has been developed especially for this operation.

5. Carefully Smoothed
Any corners and edges still remaining are smoothed off by vibratory grinding, until the heads and shaft are absolutely free of burrs. The heads are additionally ground.

6. Extensively Treated
The extensive electroplating gives the spanners an effective surface protection and a perfect appearance. During this process, an efficient recycling plant ensures that the environment will not be affected.

GEDORE UNIT DRIVE PROFILE

A perfect fit to protect the bolt

Traditional profile

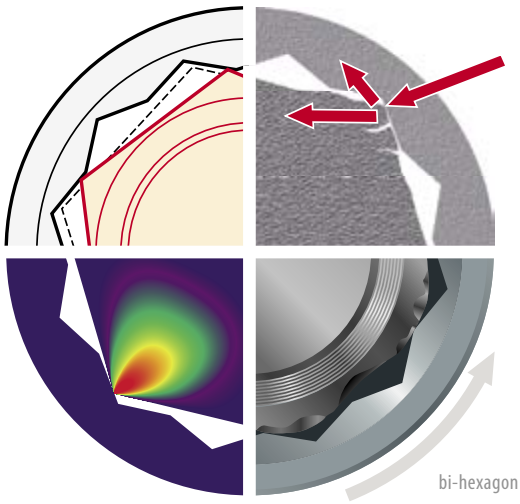

1 The reduced contact surface lessens the force closure. Certain torque transfer is no longer possible and can become a risk.

2 The influence exerted of the sharp edges raises the notching effect on the bolt. The profile is ruined.

3 Since there is no longer any torque transfer, the rounded bolt profiles cannot be unscrewed - the tool keeps on slipping.

4 Pronounced force on the tip of the bolt profile. Concentrated pressure deforms the bolt.

GEDORE UNIT DRIVE Profile

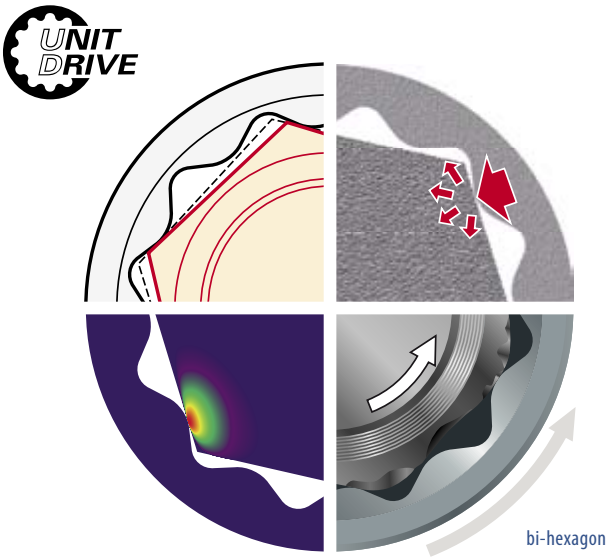

1 A large contact surface provides a secure force closure even for those bolts whose sizes lie outside of the tolerances.

2 Uniform distribution of the force on the bolt flanks. The resulting reduced notching effect stops the bolt from turning round and round.

3 Gentle torque transfer enables even worn bolts to be unscrewed with every certainty - no slipping of the tool at all.

4 Thanks to the optimally distributed force up to 20 % higher torques can be transferred.

The GEDORE UNIT DRIVE profile stops bolts from "turning round and round" by using of a wave form without any tipped or sharp edges.
Enlarged, round contact surfaces of the GEDORE tools ensure that torque is reliably transferred - acting uniformly, as it does, on the bolt.
The resulting minimised notching effect prevents any damage to the bolt profile. This represents added safety since - even with damaged bolts - there is no slipping or turning.

THE REVOLUTION
A PERFECT COLLECTION

All the benefits of the GEDORE U-20 technology, classic No. 6 and the slim, tried-and-tested No. 7 have been combined into these ratchet wrenches 7 R + 7 UR.

The non-glare look with grip (No. 6 + 7)

An extremely assured grip thanks to the surface profile - matt chrome-plated

The spanner surface is designed for both practical application and eye-appeal. The non-glare look comes from matt chrome-plating - the GEDORE surface profile is both kind-on-hands and very useful - a firm grip even with oily hands.

The ratchet (U-20)

Extra flat and sturdy - ideal for tough use and even at hard-to-reach areas

Extremely compact and highly efficient - for quick deployments and also under cramped conditions. The tried-and-tested U-20 ratchet technology incorporated in an extremely flat ring head ensures efficient ratcheting work - For both loosening and fast tightening. The sturdiness of the ratchet wrench is very much down to the number of teeth intentionally selected. The GEDORE pawl geometry optimises the actually large working angle occasioned by a small number of teeth.

The UD profile (No. 7)

Extremely easy on the bolt heads with the force ideally transferred

The wave form of the profile enlarges the spanner grip in every case - even with bolts whose dimensions are outside the tolerance range. Even distribution of pressure permits the maximum force to be applied.

The jaw (No. 6)

Highly dimensionally accurate / extremely precise - for non-damaging and safe working

The exact nominal dimension of the jaw and thus its fitting precision ensure a secure bolt fitting and long service life of both bolt and ratchet wrench - the most important requirement, in fact, for non-damaging and safe working.

The hollow shaft (No. 7)

Highly stable - ideal for transferring maximum forces

The kind-to-hands hollow profile makes for easy and tireless bolting. The GEDORE hollow profile has a geometry similar to that of a double T-girder. This makes it possible for substantial forces - particularly with large spanner sizes (34 and 36 mm) - to be transferred.

Long life cycle

... precise and reliable, environment and maintenance-friendly
The fact that the ratchet spanner can be serviced underpins its sustainability. Even after any instance of incorrect use (e.g. given considerable soiling, overstressing or moisture...) the ratchet wrench can be quickly made operable. Unscrew, slight re-greasing, screw down - and then continue to reliably undo the bolts.

Combination Ratchet Spanners

THE REVOLUTION

- With same size each end
- UD profile
- High torque transfer
- GEDORE vanadium steel 31CrV3
- Non-glare look thanks to matt chrome-plating, locking insert and pawl manganese-phosphated
- Hot forged
- Jaw: ground precisely to exact nominal size for optimum contact areas
- In combination with adaptor no. 7 RA or 7 RB (please order separately) the spanner no. 7 R and 7 UR can be used as a (bit) ratchet



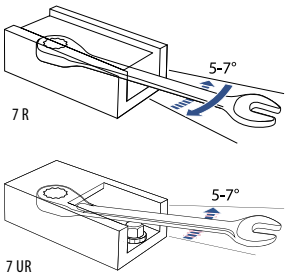

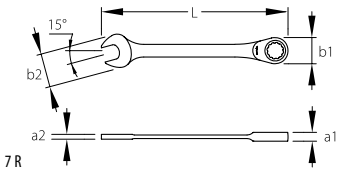

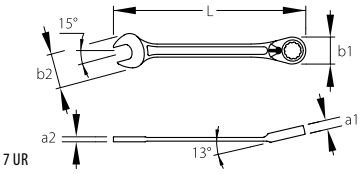

7 R
COMBINATION RATCHET SPANNER

Flat pattern

mm	°	L	a_1	a_2	b_1	b_2	kg	Code	No.
8	7	140	7.0	3.8	17.5	19.8	0.032	2297051	7 R 8
9	7	150	7.3	3.9	19.3	21.5	0.042	2297078	7 R 9
10	7	160	7.7	4.1	21.0	23.0	0.054	2297086	7 R 10
11	7	164	8.1	4.3	22.5	26.0	0.063	2297094	7 R 11
12	7	170	8.6	4.6	23.6	27.5	0.069	2297108	7 R 12
13	7	180	9.0	4.7	25.7	30.0	0.088	2297116	7 R 13
14	7	190	9.4	4.9	28.2	31.8	0.101	2297124	7 R 14
15	7	200	9.8	5.2	29.5	34.0	0.125	2297132	7 R 15
16	6	212	10.2	5.7	31.7	35.0	0.137	2297140	7 R 16
17	6	225	10.6	5.9	33.6	38.0	0.160	2297159	7 R 17

mm	°	L	a_1	a_2	b_1	b_2	kg	Code	No.
18	6	237	11.0	6.1	34.6	40.0	0.197	2297167	7 R 18
19	6	250	11.7	6.4	36.3	42.0	0.202	2297175	7 R 19
21	6	274	12.5	6.9	40.0	45.5	0.262	2219433	7 R 21
22	6	292	13.3	7.1	42.5	48.0	0.319	2297191	7 R 22
24	6	325	14.8	7.9	48.0	52.5	0.520	2297205	7 R 24
27	6	359	16.0	8.3	53.5	59.5	0.590	2297213	7 R 27
30	5	399	17.4	8.8	59.0	63.0	0.780	2297221	7 R 30
32	5	424	17.9	9.3	63.0	67.5	0.920	2297248	7 R 32
34	5	449	18.4	9.7	65.5	72.0	1.010	2219549	7 R 34
36	5	480	18.9	10.2	70.0	75.0	1.208	2219557	7 R 36

7 UR
COMBINATION RATCHET SPANNER

Ring 13° offset from shaft, reversible

mm	°	L	a_1	a_2	b_1	b_2	kg	Code	No.
8	7	140	7.0	3.8	17.5	19.8	0.037	2297256	7 UR 8
9	7	150	7.3	3.9	19.3	21.5	0.043	2297264	7 UR 9
10	7	160	7.7	4.1	21.0	23.0	0.053	2297272	7 UR 10
11	7	164	8.1	4.3	22.5	26.0	0.062	2297280	7 UR 11
12	7	170	8.6	4.6	23.6	27.5	0.069	2297299	7 UR 12
13	7	180	9.0	4.7	25.7	30.0	0.081	2297302	7 UR 13
14	7	190	9.4	4.9	28.2	31.8	0.098	2297310	7 UR 14
15	7	200	9.8	5.2	29.5	34.0	0.120	2297329	7 UR 15

mm	°	L	a_1	a_2	b_1	b_2	kg	Code	No.
16	6	212	10.2	5.7	31.7	35.0	0.153	2297337	7 UR 16
17	6	225	10.6	5.9	33.6	38.0	0.166	2297345	7 UR 17
18	6	237	11.0	6.1	34.6	40.0	0.178	2297353	7 UR 18
19	6	250	11.7	6.4	36.3	42.0	0.218	2297361	7 UR 19
21	6	274	12.5	6.9	40.0	45.5	0.264	2244500	7 UR 21
22	6	292	13.3	7.1	42.5	48.0	0.319	2297388	7 UR 22
24	6	325	14.8	7.9	48.0	52.5	0.449	2297396	7 UR 24

7 R-005
COMBINATION RATCHET SPANNER SET
5 pieces

- Most used sizes combined in a set
- Flat pattern
- UD profile
- High torque transfer
- In plastic case
- Dimensions: 275 x 150 x 42 mm

Contents	kg	Code	No.
mm **7 R 8 10 13 17 19**	0.932	2297434	7 R-005

7 R-012
COMBINATION RATCHET SPANNER SET
12 pieces

- Most used sizes combined in a set
- Flat pattern
- UD profile
- High torque transfer
- In robust sheet-metal case
- Dimensions: 320 x 210 x 55 mm

Contents	kg	Code	No.
mm **7 R 8 9 10 11 12 13 14 15 16 17 18 19**	2.840	2297442	7 R-012

7 UR-005
COMBINATION RATCHET SPANNER SET, REVERSIBLE
5 pieces

- Most used sizes
- Ring 13° offset from shaft, reversible
- UD profile
- High torque transfer
- In plastic case
- Dimensions: 275 x 150 x 42 mm

Contents	kg	Code	No.
mm **7 UR 8 10 13 17 19**	0.930	2327651	7 UR-005

7 UR-012
COMBINATION RATCHET SPANNER SET, REVERSIBLE
12 pieces

- Most used sizes
- Ring 13° offset from shaft, reversible
- UD profile
- High torque transfer
- In robust sheet-metal case
- Dimensions: 320 x 210 x 55 mm

Contents	kg	Code	No.
mm **7 UR 8 9 10 11 12 13 14 15 16 17 18 19**	2.840	2297418	7 UR-012

7 RA
ADAPTOR
for 7 R/7 UR

- The adapter transforms the ring ratchet spanner into a ratchtet
- Wear-resistant and manganese phosphated push-button
- Fast-turning ring for swift release or tightening
- Secure adaptor fit in the ring ratchet thanks to circlip
- Chrome-plated

mm	"	■	H	kg	Code	No.
10	1/4	6.3	18.0	0.011	2320495	7 RA-6,3
13	3/8	10.0	24.0	0.030	2320487	7 RA-10
19	1/2	12.5	32.0	0.070	2320479	7 RA-12,5

7 RB
BIT ADAPTOR
for 7 R/7 UR

- The adaptor transforms the ring ratchet spanner into a bit ratchet
- Secure adaptor fit in the ring ratchet thanks retaining ball
- With magnetic screw retainer
- Manganese-phosphated body

"	⬡	mm	H	kg	Code	No.
1/4	6.3	10	20.5	0.011	2329239	7 RB-6,3
5/16	8.0	10	23.0	0.015	2327643	7 RB-8

Combination Spanners

NO. 1 B – "THE STRONG ALL-ROUNDER"

- Acc. to DIN 3113 Form B, ISO 3318, ISO 7738
- Sizes 5 and 5.5 mm with hexagon ring, up from size 6 mm with UD profile
- GEDORE vanadium steel 31CrV3, chrome-plated
- Carefully forged and professionally machined
- Overloading indicated by deformation
- The offset ring ensures a better grip on deep-seated or inset nuts or bolts
- Top-grade industrial quality for the hardest of continuous use

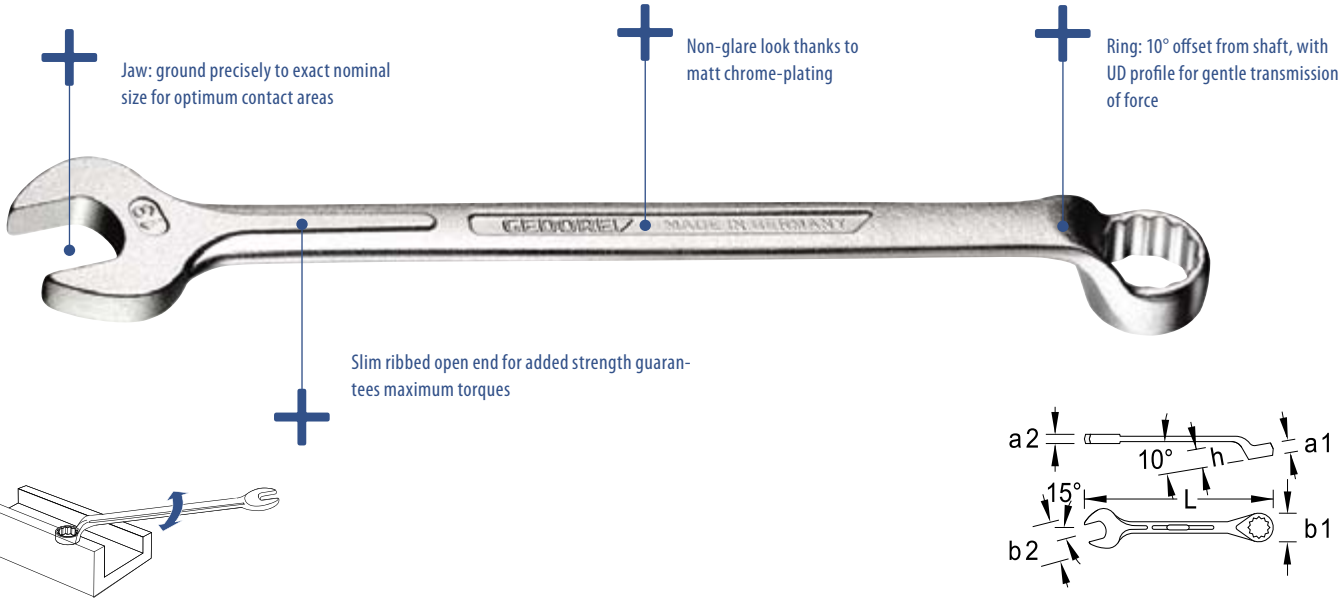

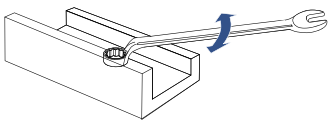

1 B (MM)
COMBINATION SPANNERS

* not standardised

mm		L	a_1	a_2	b_1	b_2	h	kg	Code	No.
5.0	6-k	100	5.0	3.4	8.5	14.5	9.5	0.015	6000240	1 B 5
5.5		100	5.0	3.4	9.2	14.5	9.5	0.015	6000320	1 B 5,5
6.0	UD	100	5.0	3.4	9.8	15.5	9.5	0.016	6000400	1 B 6
7.0		112	6.0	3.7	11.2	17.2	10.5	0.028	6000590	1 B 7
8.0		125	6.5	4.0	12.5	19.2	11.5	0.026	6000670	1 B 8
9.0		138	7.5	4.3	14.0	21.2	12.5	0.035	6000750	1 B 9
10.0		148	8.2	4.7	15.5	23.5	14.0	0.042	6000830	1 B 10
11.0		158	9.0	5.0	16.8	25.5	15.0	0.050	6000910	1 B 11
12.0		168	9.5	5.3	18.2	27.2	16.0	0.064	6001050	1 B 12
13.0		185	10.2	6.0	19.5	30.0	16.5	0.080	6001130	1 B 13
14.0		198	11.0	6.3	21.0	32.0	17.5	0.091	6001210	1 B 14
15.0		210	11.5	6.7	22.2	34.0	19.0	0.139	6001480	1 B 15
16.0		220	12.0	7.0	23.5	36.0	20.0	0.128	6001560	1 B 16
17.0		232	12.5	7.5	25.0	38.0	21.0	0.153	6001640	1 B 17
18.0		245	13.2	7.7	26.5	40.0	22.5	0.183	6001720	1 B 18
19.0		258	13.5	8.0	27.8	42.0	23.5	0.210	6001800	1 B 19
20.0	*	270	14.5	8.5	29.2	44.0	24.5	0.245	6001990	1 B 20
21.0		280	14.5	8.7	30.5	45.8	26.0	0.281	6002020	1 B 21
22.0		292	14.5	9.0	32.0	48.2	27.0	0.294	6002100	1 B 22
23.0	*	305	15.5	9.3	33.5	49.8	28.0	0.350	6002290	1 B 23
24.0		318	15.5	9.5	35.0	52.0	29.5	0.372	6002370	1 B 24

mm			L	a_1	a_2	b_1	b_2	h	kg	Code	No.
25.0	*		328	17.5	10.0	36.2	54.2	31.0	0.431	6002450	1 B 25
26.0	*		340	17.5	10.3	37.5	56.0	32.0	0.481	6002530	1 B 26
27.0			352	17.5	10.5	39.0	58.0	33.0	0.514	6002610	1 B 27
28.0	*		370	19.5	11.0	40.2	60.0	34.5	0.578	6002880	1 B 28
29.0	*		370	19.5	11.0	41.8	61.8	34.5	0.546	6002960	1 B 29
30.0			390	19.5	11.2	43.2	63.5	36.0	0.672	6003180	1 B 30
32.0			412	20.5	11.8	46.0	68.0	39.0	0.684	6003260	1 B 32
33.0	*		412	20.5	11.8	47.5	70.5	39.0	0.827	6003340	1 B 33
34.0			412	20.5	11.8	49.0	70.5	39.0	0.784	6004150	1 B 34
36.0			460	23.5	12.8	52.2	76.2	43.0	1.147	6003420	1 B 36
38.0	*		460	24.2	13.2	56.0	79.2	43.0	1.081	6003500	1 B 38
41.0			520	25.5	14.0	60.2	85.0	49.0	1.452	6003690	1 B 41
46.0			550	27.5	15.0	68.0	95.5	53.0	1.893	6003770	1 B 46
50.0			580	29.5	16.0	74.0	103.0	57.0	2.268	6003850	1 B 50
55.0			620	30.5	17.0	82.0	112.5	62.0	2.900	6003930	1 B 55
60.0			660	32.0	18.0	90.0	121.0	67.0	3.600	6004070	1 B 60
65.0	*	12-k	710	33.0	22.0	98.0	133.0	49.5	4.415	6004660	1 B 65
70.0	*		760	35.0	24.0	105.0	143.0	53.5	5.625	6004740	1 B 70
75.0	*		810	38.0	26.0	110.0	153.0	57.5	6.545	6004820	1 B 75
80.0	*		860	41.0	28.0	119.0	163.0	63.5	8.790	6004900	1 B 80

1 B (AF)
COMBINATION SPANNERS
INCH

"AF		L	a_1	a_2	b_1	b_2	h	kg	Code	No.
1/4	UD	100	5.0	3.4	10.2	16.2	9.5	0.016	6005120	1 B 1/4AF
5/16		125	6.5	4.0	12.5	19.2	11.5	0.027	6005200	1 B 5/16AF
3/8		148	8.2	4.7	14.8	22.2	14.0	0.045	6005390	1 B 3/8AF
7/16		158	9.0	5.0	17.0	25.8	15.0	0.053	6005470	1 B 7/16AF
1/2		185	10.2	6.0	19.2	29.2	16.5	0.085	6005550	1 B 1/2AF
9/16		198	11.0	6.3	21.5	32.0	17.5	0.099	6005630	1 B 9/16AF
5/8		220	12.0	7.0	23.5	36.0	20.0	0.136	6005710	1 B 5/8AF
11/16		245	13.2	7.7	25.8	40.0	22.5	0.192	6005980	1 B 11/16AF
3/4		258	13.5	8.0	27.8	42.0	23.5	0.209	6006010	1 B 3/4AF
13/16		280	14.5	8.7	30.2	45.8	26.0	0.269	6006280	1 B 13/16AF
7/8		292	14.5	9.0	32.5	48.2	27.0	0.308	6006360	1 B 7/8AF
15/16		318	15.5	9.5	34.8	52.0	29.5	0.403	6006440	1 B 15/16AF
1		340	17.5	10.3	36.8	55.2	32.0	0.473	6006520	1 B 1AF
1.1/16		352	17.5	10.5	39.0	58.0	33.0	0.559	6006600	1 B 1.1/16AF
1.1/8		370	19.5	11.0	41.0	61.8	34.5	0.587	6006790	1 B 1.1/8AF

"AF		L	a_1	a_2	b_1	b_2	h	kg	Code	No.
1.1/4		412	20.5	11.8	45.8	70.5	39.0	0.861	6006870	1 B 1.1/4AF
1.5/16		412	20.5	11.8	48.5	70.5	39.0	0.789	6006950	1 B 1.5/16AF
1.3/8	12pt	460	23.5	12.8	51.5	75.2	43.0	1.099	6007090	1 B 1.3/8AF
1.7/16		460	23.5	12.8	53.0	75.2	43.0	1.085	6007170	1 B 1.7/16AF
1.1/2		460	24.2	13.2	56.0	79.2	43.0	1.113	6007250	1 B 1.1/2AF
1.5/8		520	25.5	14.0	60.5	85.0	49.0	1.457	6007330	1 B 1.5/8AF
1.3/4		550	27.5	15.0	66.0	95.5	53.0	1.896	6007410	1 B 1.3/4AF
1.13/16		550	27.5	15.0	68.0	95.5	53.0	1.870	6007680	1 B 1.13/16AF
1.7/8		550	27.5	15.0	69.0	95.5	53.0	1.821	6007760	1 B 1.7/8AF
2		580	29.5	16.0	74.5	103.0	57.0	2.280	6007840	1 B 2AF
2.1/16		580	29.5	16.0	75.0	103.0	57.0	2.250	6007920	1 B 2.1/16AF
2.3/16		620	30.5	17.0	82.0	112.5	62.0	2.855	6008060	1 B 2.3/16AF
2.1/4		620	30.5	17.0	83.0	112.5	62.0	2.820	6008140	1 B 2.1/4AF
2.3/8		660	32.0	18.0	90.0	121.0	67.0	3.510	6008220	1 B 2.3/8AF
2.7/16		660	32.0	18.0	91.0	121.0	67.0	3.630	6008300	1 B 2.7/16AF

1 B (WW)
COMBINATION SPANNERS
Whitworth

Whitw.		L	a_1	a_2	b_1	b_2	h	kg	Code	No.
1/8	12pt	138	7.5	4.3	13.5	21.2	12.5	0.035	6009540	1 B 1/8W
3/16		158	9.0	5.0	17.5	26.0	15.0	0.053	6009620	1 B 3/16W
1/4		185	10.2	6.0	20.0	30.0	16.5	0.082	6009700	1 B 1/4W
5/16		210	11.5	6.7	22.5	34.0	19.0	0.115	6009890	1 B 5/16W
3/8		245	13.2	7.7	26.5	40.0	22.5	0.190	6009970	1 B 3/8W

Whitw.	L	a_1	a_2	b_1	b_2	h	kg	Code	No.
7/16	280	14.5	8.7	30.2	45.8	26.0	0.274	6010040	1 B 7/16W
1/2	305	15.5	9.3	34.0	50.5	28.0	0.343	6010120	1 B 1/2W
9/16	340	17.5	10.3	37.0	56.0	32.0	0.477	6010200	1 B 9/16W
5/8	370	19.5	11.0	40.2	61.8	34.5	0.573	6010390	1 B 5/8W
11/16	390	19.5	11.2	43.8	65.2	36.0	0.713	6010470	1 B 11/16W
3/4	412	20.5	11.8	48.0	70.5	39.0	0.803	6010550	1 B 3/4W

1 B (MM) / 1 B (AF)
COMBINATION SPANNER SETS

1 B-080

pieces	Contents	kg	No.	Code
8	10 12 13 14 17 19 22 24	2.600	1 B-08	6011870
8	8 9 10 11 13 14 17 19	1.000	1 B-080	6011950
11	8 9 10 11 12 13 14 15 17 19 22	1.190	1 B-011	6012250
11	7 8 10 11 12 13 14 16 17 18 19	1.050	1 B-110	6013140
12	10 11 12 13 14 17 19 22 24 27 30 32	3.390	1 B-012	6012170
12	6 7 8 9 10 11 12 13 14 15 17 19	0.925	1 B-0112	6012840
15	6 7 8 9 10 11 12 13 17 19 22 24 27 30 32	3.385	1 B-0115	6000160
17	6 7 8 9 10 11 12 13 14 15 16 17 18 19 20 21 22	2.300	1 B-017	6012680
20	8 9 10 11 12 13 14 15 16 17 18 19 21 22 23 24 26 27 30 32	5.500	1 B-020	6013060
26	6 7 8 9 10 11 12 13 14 15 16 17 18 19 20 21 22 23 24 25 26 27 28 29 30 32	7.500	1 B-026	6012920

INCH

pieces	Contents	kg	No.	Code
8	3/8 7/16 1/2 9/16 5/8 3/4 7/8 1"	1.410	1 B-08 A	6013300
14	5/16 3/8 7/16 1/2 9/16 5/8 11/16 3/4 13/16 7/8 1 1.1/16 1.1/8 1.1/4"	3.488	1 B-014 A	6013650

NO. 7 – "SLIM LINE"

- Acc. to DIN 3113 Form A, ISO 3318, ISO 7738
- GEDORE vanadium steel 31CrV3, chrome-plated
- **Carefully forged and professionally machined**
- Slim jaw and jaw walls make this spanner lighter overall
- Overloading indicated by deformation
- Secure grip thanks to hollow shaft - very ergonomic and handy
- Non-glare look thanks to matt chrome-plating
- Designed for universal use
- Top-grade industrial quality for the hardest of continuous use

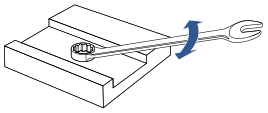

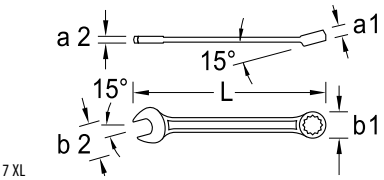

7 XL

7 (MM)
COMBINATION SPANNERS
with same size each end

- Sizes 3 to 5.5 with hexagon ring, up from size 6 with UD profile

* not standardised

mm			L	a_1	a_2	b_1	b_2	kg	Code	No.
3.0	*	6-k	78	2.8	2.8	6.5	9.2	0.006	6080680	7 3
3.2	*		78	2.8	2.8	6.5	9.2	0.006	6080760	7 3,2
3.5	*		78	2.8	2.8	6.5	9.2	0.006	6080840	7 3,5
4.0	*		85	3.2	3.2	7.7	11.8	0.010	6080920	7 4
4.5	*		85	3.2	3.2	7.7	11.8	0.009	6081060	7 4,5
5.0	*		92	3.6	3.6	9.7	13.2	0.011	6081140	7 5
5.5	*		92	3.6	3.6	9.7	13.2	0.011	6081220	7 5,5
6.0		UD	100	5.0	3.4	10.0	16.2	0.014	6089550	7 6
7.0			110	5.5	3.6	11.5	17.5	0.017	6089630	7 7
8.0			120	6.0	3.8	12.7	19.8	0.024	6089710	7 8
9.0			130	6.5	4.0	14.0	21.5	0.028	6089980	7 9
10.0			140	7.0	4.2	15.5	23.0	0.033	6090050	7 10
11.0			150	7.5	4.5	17.0	26.0	0.042	6090130	7 11
12.0			160	8.0	4.8	18.5	27.5	0.050	6090210	7 12
13.0			170	8.5	5.0	19.5	30.0	0.058	6090480	7 13
14.0			180	9.0	5.2	21.0	31.8	0.069	6090560	7 14
15.0			190	9.5	5.5	22.5	34.0	0.080	6090640	7 15
16.0			200	10.0	5.8	23.0	35.0	0.092	6091610	7 16

mm		L	a_1	a_2	b_1	b_2	kg	Code	No.
17.0		210	10.5	6.0	25.0	38.0	0.111	6090720	7 17
18.0		220	11.0	6.2	26.0	40.0	0.121	6091880	7 18
19.0		230	11.5	6.5	28.0	42.0	0.140	6090800	7 19
20.0	*	240	12.0	6.8	29.0	44.2	0.170	6091960	7 20
21.0		252	12.5	7.0	30.0	45.5	0.182	6092180	7 21
22.0		262	13.0	7.2	32.0	48.0	0.200	6090990	7 22
23.0	*	270	13.5	7.6	33.0	49.5	0.223	6092260	7 23
24.0		282	14.0	8.0	35.0	52.5	0.264	6091020	7 24
25.0	*	290	14.5	8.2	36.0	54.5	0.295	6092340	7 25
26.0	*	302	15.0	8.2	37.0	56.5	0.309	6092420	7 26
27.0		310	15.5	8.5	39.0	59.5	0.344	6091100	7 27
28.0	*	320	16.0	8.8	40.0	60.0	0.375	6092500	7 28
29.0	*	330	16.5	8.8	41.5	61.5	0.394	6092690	7 29
30.0		340	17.0	9.0	43.0	63.0	0.428	6091290	7 30
32.0		370	18.0	9.5	46.0	67.5	0.535	6091370	7 32
34.0		420	19.0	10.0	49.0	72.0	0.624	1827987	7 34
36.0		460	20.0	10.5	52.0	75.0	0.726	6089470	7 36

7 (AF)
COMBINATION SPANNERS
with same size each end, INCH

"AF	L	a_1	a_2	b_1	b_2	kg	Code	No.
3/16	85	3.2	3.2	7.7	11.8	0.010	1436767	7 3/16AF
7/32	92	3.6	3.6	9.7	13.2	0.011	1436775	7 7/32AF
1/4	100	5.0	3.4	10.0	16.2	0.013	6098700	7 1/4AF
5/16	120	6.0	3.8	12.7	19.8	0.024	6098890	7 5/16AF
11/32	130	6.5	4.0	14.0	21.5	0.026	6098970	7 11/32AF
3/8	140	7.0	4.2	15.5	23.0	0.038	6099190	7 3/8AF
7/16	150	7.5	4.5	17.0	26.0	0.041	6099270	7 7/16AF
1/2	170	8.5	5.0	19.5	30.0	0.056	6099430	7 1/2AF

"AF	L	a_1	a_2	b_1	b_2	kg	Code	No.
9/16	180	9.0	5.2	21.0	31.8	0.063	6099510	7 9/16AF
5/8	200	10.0	5.8	23.0	35.0	0.104	6099780	7 5/8AF
11/16	220	11.0	6.2	26.0	40.0	0.122	6099860	7 11/16AF
3/4	230	11.5	6.5	28.0	42.0	0.148	6099940	7 3/4AF
13/16	252	12.5	7.0	30.0	45.5	0.187	6100030	7 13/16AF
7/8	262	13.0	7.2	32.0	48.0	0.192	6100110	7 7/8AF
15/16	282	14.0	8.0	34.0	52.5	0.296	6100380	7 15/16AF
1	302	15.0	8.2	36.0	56.5	0.287	6100460	7 1AF

7 XL
COMBINATION SPANNERS
with same size each end, extra long

› **Extra-long shaft for deep applications and high-torque**

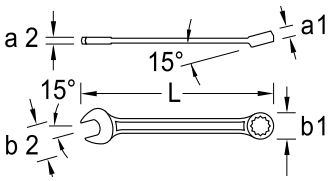

mm	L	a_1	a_2	b_1	b_2	kg	Code	No.
7	160	6.5	4.0	12.5	18.5	0.031	1394916	7 XL 7
8	170	7.0	4.5	13.5	20.8	0.042	6080090	7 XL 8
9	180	7.5	4.5	14.5	22.5	0.054	6080170	7 XL 9
10	190	8.5	5.0	16.0	24.0	0.011	6097300	7 XL 10
11	200	9.0	5.5	17.5	27.0	0.076	6097490	7 XL 11
12	210	10.0	5.5	19.0	28.5	0.086	6100540	7 XL 12
13	225	10.5	6.0	20.0	31.0	0.102	6100620	7 XL 13
14	235	10.8	6.5	22.0	32.8	0.120	6100700	7 XL 14
15	250	11.2	7.0	23.0	35.0	0.147	6100890	7 XL 15
16	265	11.8	7.5	24.8	36.0	0.171	6080250	7 XL 16
17	280	12.2	8.5	26.0	39.0	0.196	6100970	7 XL 17
18	295	13.2	8.5	27.8	41.0	0.233	6080330	7 XL 18

mm	L	a_1	a_2	b_1	b_2	kg	Code	No.
19	310	14.2	9.5	29.0	43.0	0.276	6101000	7 XL 19
21	340	14.2	9.5	32.5	46.5	0.352	6080410	7 XL 21
22	350	16.2	11.0	33.5	49.0	0.392	6101190	7 XL 22
24	400	18.2	12.0	36.5	53.5	0.521	6101270	7 XL 24
27	450	20.2	13.0	40.5	60.5	0.711	6101350	7 XL 27
30	480	21.2	14.0	44.5	63.0	0.839	6101780	7 XL 30
32	500	22.2	14.0	47.5	69.0	0.956	6101430	7 XL 32
34	520	23.2	15.0	49.5	70.5	1.088	6101940	7 XL 34
36	550	24.2	15.0	53.0	76.0	1.248	6101510	7 XL 36
41	600	26.0	16.0	62.0	84.5	2.000	6102080	7 XL 41
46	640	28.0	17.0	70.0	96.0	2.278	6102160	7 XL 46

7 (MM) / 7 (AF)
COMBINATION SPANNER SET

7-08

pieces	No.	Contents	kg	Code
8	7-08	10 12 13 14 17 19 22 24	0.973	6092770
8	7-080	8 9 10 11 13 14 17 19	0.536	6092850
11	7-011	8 9 10 11 12 13 14 15 17 19 22	0.868	6093070
11	7-0110	7 8 10 11 12 13 14 16 17 18 19	0.782	6096090
12	7-0112	6 7 8 9 10 11 12 13 14 15 17 19	0.686	6091530
12	7-012	10 11 12 13 14 17 19 22 24 27 30 32	2.700	6093150
17	7-017	6 7 8 9 10 11 12 13 14 15 16 17 18 19 20 21 22	1.465	6093580
20	7-020	8 9 10 11 12 13 14 15 16 17 18 19 21 22 23 24 26 27 30 32	3.360	6093660
26	7-026	6 7 8 9 10 11 12 13 14 15 16 17 18 19 20 21 22 23 24 25 26 27 28 29 30 32	4.665	6093740

INCH

pieces	No.	Contents	kg	Code
8	7-08 A	3/8 7/16 1/2 9/16 5/8 3/4 7/8 1"	1.047	6091450

7 XL
COMBINATION SPANNER SET
extra long

› Extra-long shaft for deep applications and high-torque

7 XL-080

pieces	No.	Contents	kg	Code
8	7 XL-080	8 9 10 11 13 14 17 19	0.962	6104880
11	7 XL-0111	8 10 11 12 13 14 16 17 18 19 22	1.794	6104960
12	7 XL-012	10 11 12 13 14 17 19 22 24 27 30 32	4.410	6095950

1500 ES / 1500 CT ›98 / 105

Double Ended Ring Spanners

NO. 4 R – THE "DOUBLE WITH RATCHET"

- Flat pattern
- Thin walled rings
- UD profile
- Working angle: 7° up to 14x15 mm, 6° from 16x17 mm to 18x19 mm
- For ratchet loosening and fast tightening
- GEDORE vanadium steel 31CrV3
- Non-glare look thanks to matt chrome-plating, locking insert and pawl manganese-phosphated
- Hot forged
- Tried-and-tested GEDORE technology combined anew: stable hollow shaft of no. 7 and refined mechanism of the U-20 ratchets
- In combination with adaptor no. 7 RA or 7 RB (please order separately) the spanner no. 4 R can be used as a (bit) ratchet

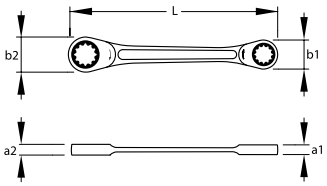

4 R (MM) / 4 R (AF)
DOUBLE RING RATCHET SPANNER

mm	°	L	a_1	a_2	b_1	b_2	kg	Code	No.
8 x 9	7	134.0	7.0	7.3	17.5	19.3	0.040	2306719	4 R 8x9
8 x 10	7	144.0	7.0	7.7	17.5	21.0	0.060	2306727	4 R 8x10
10 x 11	7	153.5	7.7	8.1	21.0	22.5	0.070	2306743	4 R 10x11
10 x 13	7	165.5	7.7	9.0	21.0	25.7	0.080	2306751	4 R 10x13
12 x 13	7	174.5	8.6	9.0	23.6	25.7	0.090	2306786	4 R 12x13

mm	°	L	a_1	a_2	b_1	b_2	kg	Code	No.
14 x 15	7	197.0	9.4	9.8	28.2	29.5	0.140	2306794	4 R 14x15
16 x 17	6	222.0	10.2	10.6	31.7	33.6	0.200	2306808	4 R 16x17
17 x 19	6	235.0	10.6	11.7	33.6	36.3	0.220	2306816	4 R 17x19
18 x 19	6	248.0	11.0	11.7	34.6	36.3	0.230	2306832	4 R 18x19

INCH

"AF	°	L	a_1	a_2	b_1	b_2	kg	Code	No.
1/4 x 5/16	7	134.0	7.0	7.3	17.5	19.3	0.035	2825015	4 R 1/4x5/16AF
5/16 x 11/32	7	134.0	7.0	7.3	17.5	19.3	0.040	2825031	4 R 5/16x11/32AF

"AF	°	L	a_1	a_2	b_1	b_2	kg	Code	No.
3/8 x 7/16	7	153.5	7.7	8.1	21.0	22.5	0.070	2825023	4 R 3/8x7/16AF
1/2 x 9/16	7	197.0	9.4	9.8	28.2	29.5	0.100	2825007	4 R 1/2x9/16AF

1500 CT 1 - 7R ›106

1500 CT 1 - 7UR ›106



1500 CT 2 - 7 ›106

NO. 2 - "OFFSET"

- Rings deep offset, strong but thin walls
- Acc. to DIN 838, ISO 3318, ISO 1085, ISO 10104
- GEDORE vanadium steel 31CrV3, chrome-plated

* not standardised

- Carefully forged and professionally machined:
- Ring: thin-walled, 5° deep offset from shaft, with UD profile for gentle transmission of force
- High bending strength - does not fracture or splinter when overloaded, thus minimising the risk of injury
- Overloading indicated by deformation
- Non-glare look thanks to matt chrome-plating
- Specialist for extremely deep or inset bolts
- Top-grade industrial quality for the hardest of continuous use

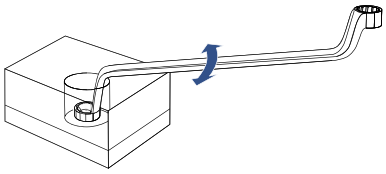

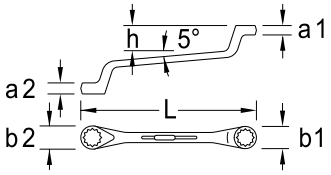

2
DOUBLE ENDED RING SPANNERS

- * not standardised

mm		L	a_1	a_2	b_1	b_2	h	kg	Code	No.
5,5 x 7	* UD	170	5.6	6.6	10.0	12.0	20.7	0.062	6010630	2 5,5x7
6 x 7		170	5.6	6.6	10.5	12.0	20.7	0.045	6015350	2 6x7
7 x 8		180	5.6	6.6	12.0	13.3	21.7	0.068	6015430	2 7x8
8 x 9		182	6.6	7.6	13.3	14.4	21.7	0.065	6015510	2 8x9
8 x 10		182	6.6	8.5	13.3	15.9	21.7	0.072	6015780	2 8x10
9 x 11	*	195	7.6	9.5	14.4	17.5	23.6	0.086	6015860	2 9x11
10 x 11		195	8.5	9.5	15.9	17.5	23.6	0.089	6015940	2 10x11
10 x 12	*	195	8.5	9.6	15.9	19.0	23.6	0.089	6016080	2 10x12
10 x 13		212	8.5	10.3	15.9	20.1	25.1	0.122	6016160	2 10x13
11 x 13		212	9.5	10.3	17.5	20.1	25.1	0.129	6016320	2 11x13
12 x 13		212	9.6	10.3	19.0	20.1	25.1	0.125	6016590	2 12x13
12 x 14		212	9.6	10.6	19.0	21.6	25.1	0.134	6016670	2 12x14
13 x 14		225	10.3	10.6	20.1	21.6	26.1	0.156	6016750	2 13x14
13 x 15		225	10.3	11.3	20.1	23.1	26.1	0.160	6016830	2 13x15
13 x 17		245	10.3	12.3	20.1	25.8	27.1	0.212	6017050	2 13x17
14 x 15		225	10.6	11.3	21.6	23.1	26.1	0.154	6016910	2 14x15
14 x 17		245	10.6	12.3	21.6	25.8	27.1	0.227	6017130	2 14x17
16 x 17		245	11.6	12.3	24.2	25.8	27.1	0.205	6017210	2 16x17
16 x 18		265	11.6	12.6	24.2	27.0	28.6	0.250	6025660	2 16x18
17 x 19		265	12.3	13.0	25.8	28.8	28.6	0.250	6017480	2 17x19
18 x 19		265	12.6	13.0	27.0	28.8	28.6	0.258	6017560	2 18x19
18 x 21		285	12.6	13.4	27.0	31.1	31.0	0.327	6025740	2 18x21
19 x 22		287	13.0	14.3	28.8	33.0	31.0	0.352	6017720	2 19x22
19 x 24		305	13.0	14.4	28.8	35.7	33.0	0.419	6017990	2 19x24
20 x 22	*	287	13.3	14.3	30.1	33.0	31.0	0.345	6017800	2 20x22
21 x 23	*	305	13.4	14.3	30.9	34.0	33.0	0.411	6018020	2 21x23
21 x 24		307	13.4	14.4	30.9	35.7	33.0	0.386	6025820	2 21x24

mm		L	a_1	a_2	b_1	b_2	h	kg	Code	No.
22 x 24		307	14.3	14.4	32.8	35.7	33.0	0.412	6018100	2 22x24
24 x 26	*	325	14.4	15.3	35.7	38.0	34.5	0.503	6018370	2 24x26
24 x 27		325	14.4	15.4	35.7	40.1	34.5	0.506	6018450	2 24x27
24 x 30		345	14.4	16.4	35.7	44.1	35.5	0.579	6018530	2 24x30
25 x 28	*	345	14.4	15.4	37.0	41.1	35.5	0.565	6018610	2 25x28
27 x 29	*	345	14.8	16.4	40.1	42.5	35.5	0.678	6018880	2 27x29
27 x 30		345	15.4	16.4	40.1	44.1	35.5	0.628	6018960	2 27x30
27 x 32		370	15.4	17.4	40.1	47.1	37.4	0.701	6019180	2 27x32
30 x 32		370	16.4	17.4	44.1	47.1	37.4	0.731	6019260	2 30x32
30 x 34		375	16.4	18.7	44.1	50.0	37.4	0.763	6025900	2 30x34
30 x 36		400	16.4	19.4	43.2	52.6	38.4	0.872	6019340	2 30x36
32 x 36		400	17.4	19.4	47.1	53.0	38.4	0.878	6019420	2 32x36
34 x 36		420	18.7	19.4	50.0	53.0	38.4	0.929	6026040	2 34x36
36 x 41		440	19.4	20.4	53.0	60.5	40.4	1.166	6019500	2 36x41
38 x 42	*	440	19.7	20.4	56.4	62.5	40.4	1.207	6019690	2 38x42
41 x 46		485	20.4	22.2	62.0	68.9	42.8	1.535	6019770	2 41x46
46 x 50		535	22.2	23.6	68.9	75.5	47.8	2.035	6019850	2 46x50
55 x 60	*	610	24.6	25.6	84.9	91.8	54.2	3.125	6019930	2 55x60

2
DOUBLE ENDED RING SPANNER SET

- Sets of the most used sizes
- Rings deep offset, strong but thin walls, UD profile
- Acc. to DIN 838, ISO 3318, ISO 1085, ISO 10104
- GEDORE vanadium steel 31CrV3, chrome-plated

pieces	Contents	kg	Code	No.
8	6x7 8x9 10x11 12x13 14x15 16x17 18x19 20x22	1.297	6030580	2-8
10	6x7 8x9 10x11 12x13 14x15 16x17 18x19 20x22 21x23 24x27	2.225	6030740	2-10
10	6x7 8x9 10x11 12x13 14x15 16x17 18x19 20x22 24x27 30x32	2.555	6031120	2-100
12	6x7 8x9 10x11 12x13 14x15 16x17 18x19 20x22 21x23 24x26 25x28 27x32	4.060	6030900	2-12
12	6x7 8x9 10x11 12x13 14x15 16x17 18x19 20x22 21x23 24x27 25x28 30x32	4.000	6031040	2-120
12	6x7 8x9 10x11 12x13 14x15 16x18 17x19 20x22 21x23 24x26 27x32 30x34	3.730	6031390	2-122 ISO

2 B
DOUBLE ENDED RING SPANNER

short pattern

- Shallow offset
- Thin walled rings
- GEDORE vanadium steel 31CrV3, chrome-plated

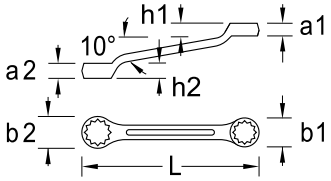

mm	L	a_1	a_2	b_1	b_2	h_1	h_2	kg	Code	No.
6 x 7	115	5.5	6.5	10.5	12.0	6	7	0.023	6051150	2 B 6x7
8 x 9	120	6.5	7.5	12.5	13.5	8	9	0.029	6051230	2 B 8x9
10 x 11	125	6.5	7.5	15.0	17.0	8	9	0.037	6051310	2 B 10x11
12 x 13	135	8.5	9.5	18.5	20.0	10	11	0.056	6051580	2 B 12x13
14 x 15	145	9.5	10.5	21.0	22.0	11	12	0.075	6051660	2 B 14x15
17 x 19	155	10.5	11.5	25.0	28.0	15	17	0.105	6051740	2 B 17x19

4
FLAT RING SPANNER

straight pattern

› Acc. to DIN 837 Form B, ISO 3318, ISO 1085
› Flat pattern
› Thin walled rings
› UD-profile
› GEDORE vanadium steel 31CrV3, chrome-plated
* not standardised

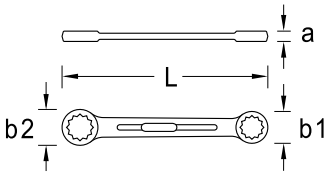

mm		L	a	b_1	b_2	kg	Code	No.
6 x 7		99	4.5	10.0	11.5	0.014	6052710	4 6x7
8 x 9		114	5.2	13.0	14.5	0.024	6053010	4 8x9
8 x 10		115	5.2	13.0	16.0	0.022	6053280	4 8x10
10 x 11		131	5.8	16.0	17.0	0.034	6053440	4 10x11
10 x 13		149	6.4	16.0	20.5	0.045	6053520	4 10x13
12 x 13		149	6.4	19.0	20.5	0.049	6053870	4 12x13
13 x 15		161	7.2	20.5	23.0	0.064	6054170	4 13x15
14 x 15		161	7.2	21.5	23.0	0.064	6054250	4 14x15
13 x 17		167	7.8	20.5	25.5	0.074	6054330	4 13x17
14 x 17		169	7.8	21.5	25.5	0.077	6054410	4 14x17
16 x 17		169	7.8	24.5	25.5	0.084	6054680	4 16x17
17 x 19		186	8.5	25.5	28.0	0.098	6054760	4 17x19
18 x 19		186	8.5	27.0	28.0	0.106	6054840	4 18x19
19 x 22		209	9.4	28.0	32.5	0.136	6054920	4 19x22
20 x 22	*	209	9.4	29.5	32.5	0.134	6055060	4 20x22

mm		L	a	b_1	b_2	kg	Code	No.
19 x 24	*	233	10.0	28.0	35.5	0.176	6055140	4 19x24
21 x 23	*	233	10.0	30.5	33.5	0.171	6055220	4 21x23
22 x 24		233	10.0	32.5	35.5	0.184	6055300	4 22x24
24 x 26	*	261	10.8	35.5	38.0	0.230	6055490	4 24x26
24 x 27		260	10.8	35.5	39.0	0.249	6055570	4 24x27
25 x 28	*	289	11.6	36.5	41.0	0.273	6055730	4 25x28
24 x 30		290	11.6	35.5	43.5	0.303	6055650	4 24x30
27 x 32		320	12.6	39.0	46.0	0.373	6055810	4 27x32
30 x 32		320	12.6	43.5	46.0	0.399	6056030	4 30x32
30 x 36		357	13.8	43.5	51.5	0.469	6056110	4 30x36
32 x 36		357	13.8	46.0	51.5	0.492	6056380	4 32x36
36 x 41		391	15.0	51.5	59.0	0.616	6056460	4 36x41
41 x 46		431	16.2	59.0	66.0	0.789	6056540	4 41x46
46 x 50		473	16.5	66.0	71.5	1.035	6056620	4 46x50

4
FLAT RING SPANNER SET

› Made up of sizes most in use
› Flat pattern
› Thin walled rings
› UD-profile
› Acc. to DIN 837 Form B, ISO 3318, ISO 1085
› GEDORE vanadium steel 31CrV3, chrome-plated

pieces	Contents	kg	Code	No.
8	6x7 8x9 10x11 12x13 14x15 16x17 18x19 20x22	0.521	6061700	4-8
12	6x7 8x9 10x11 12x13 14x15 16x17 18x19 20x22 21x23 24x26 25x28 27x32	1.549	6062000	4-12
12	6x7 8x9 10x11 12x13 14x15 16x17 18x19 20x22 21x23 24x27 25x28 30x32	2.000	6062190	4-120

TX 4
FLAT RING SPANNER

straight pattern, for protruding TORX® head screws

› GEDORE vanadium steel 31CrV3, chrome-plated
› TORX® = reg. trademark of Acument Intellectual Properties, LLC. USA

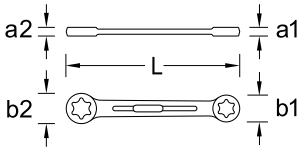

	M	mm	L	a_1	a_2	b_1	b_2	kg	Code	No.
E6xE8	M5 - M7	5,74 x 7,52	110	5.0	6.0	9.0	11.0	0.014	6059800	TX 4 E6xE8
E10xE12	M8 - M10	9,42 x 11,17	140	7.0	8.0	13.0	15.0	0.039	6059990	TX 4 E10xE12
E14xE18	M12 - M14	12,9 x 16,7	180	8.5	9.5	17.0	21.0	0.074	6060140	TX 4 E14xE18
E20xE24	M16 - M20	18,45 x 22,16	226	11.5	13.5	24.5	28.5	0.163	6060220	TX 4 E20xE24

SPECIAL

- Thin walled rings
- GEDORE vanadium steel 31CrV3, chrome-plated
- Specialists in tight spaces

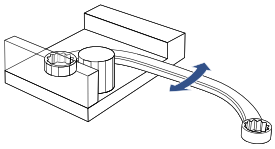

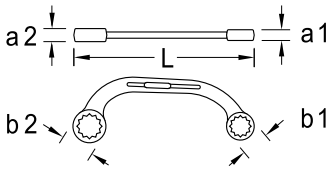

304 / 304 (AF)
HALF-MOON RING SPANNER

mm	L	a_1	a_2	b_1	b_2	kg	Code	No.
11 x 13	150	7.0	7.5	17.0	20.5	0.077	6470040	304 11x13
13 x 15	185	8.5	8.5	20.5	23.0	0.129	6470630	304 13x15
13 x 17	185	8.5	8.5	20.5	25.5	0.140	6470120	304 13x17
14 x 16	185	8.5	8.5	21.5	24.5	0.137	6470200	304 14x16

mm	L	a_1	a_2	b_1	b_2	kg	Code	No.
14 x 17	185	8.5	8.5	21.5	25.5	0.144	6470390	304 14x17
15 x 17	185	8.5	8.5	23.0	25.5	0.150	6470470	304 15x17
16 x 18	185	8.5	8.5	24.5	27.0	0.163	6567550	304 16x18
19 x 22	230	10.0	10.5	28.0	32.5	0.261	6470550	304 19x22

INCH

"AF	L	a_1	a_2	b_1	b_2	kg	Code	No.
7/16 x 1/2	150	7.0	7.5	17.0	20.5	0.079	6471010	304 7/16x1/2AF
9/16 x 5/8	185	8.5	8.5	21.5	24.5	0.139	6471280	304 9/16x5/8AF

"AF	L	a_1	a_2	b_1	b_2	kg	Code	No.
5/8 x 3/4	230	10.0	10.5	24.5	28.0	0.219	6471360	304 5/8x3/4AF
3/4 x 7/8	230	10.0	10.5	28.0	32.5	0.247	6471440	304 3/4x7/8AF

NO. 400

- Acc. to DIN 3118
- Sizes 8x10 to 12x14 mm with hexagon
- GEDORE vanadium steel 31CrV3, chrome-plated
- For applications involving hydraulic/brake lines

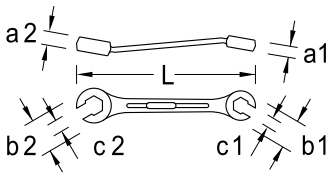

400 (MM) / 400 (AF)
FLARE NUT SPANNER, OPEN

* not standardised

mm			L	a_1	a_2	b_1	b_2	c_1	c_2	kg	Code	No.
8 x 10		6-K	140	6.5	8.0	18	20	6.0	7.0	0.045	6057190	400 8x10
9 x 11	*		145	7.5	8.5	19	22	6.5	8.5	0.059	6056970	400 9x11
10 x 11			150	8.0	8.5	20	22	7.0	8.5	0.064	6057270	400 10x11
10 x 12	*		150	8.0	9.5	20	24	7.0	9.0	0.073	6051070	400 10x12
11 x 13			160	8.5	10.5	22	26	8.5	10.0	0.077	6057350	400 11x13
12 x 14			170	9.5	11.2	24	28	9.0	11.0	0.106	6057430	400 12x14
13 x 15	*	UD	180	10.5	11.8	26	29	10.0	12.0	0.116	6057000	400 13x15
14 x 17			195	11.5	12.2	28	32	11.0	14.0	0.136	6057510	400 14x17

mm		L	a_1	a_2	b_1	b_2	c_1	c_2	kg	Code	No.
17 x 19		210	12.2	13.2	32	35	14.0	15.0	0.179	6057780	400 17x19
19 x 22		230	13.2	15.2	35	41	15.0	17.0	0.246	6058670	400 19x22
22 x 24		250	15.2	16.2	41	45	17.0	18.0	0.335	6057860	400 22x24
24 x 27		270	16.2	17.2	45	48	18.0	20.0	0.408	6058750	400 24x27
30 x 32		300	20.2	22.2	50	52	22.0	24.0	0.575	6058830	400 30x32
36 x 41	*	351	25.2	28.2	58	66	25.0	32.0	0.980	1933175	400 36x41
46 x 50	*	396	31.5	33.5	74	79	35.0	39.0	0.800	2297183	400 46x50

INCH

"AF		L	a_1	a_2	b_1	b_2	c_1	c_2	kg	Code	No.
5/16 x 3/8	6-K	140	6.5	8.0	18	20	6.0	7.0	0.043	6057940	400 5/16x3/8AF
3/8 x 7/16		150	8.0	8.5	20	22	7.0	8.5	0.057	6058080	400 3/8x7/16AF
7/16 x 1/2		160	8.5	10.5	22	26	8.5	10.0	0.076	6058160	400 7/16x1/2AF
1/2 x 9/16		170	9.5	11.2	24	28	10.0	11.0	0.092	6058240	400 1/2x9/16AF

"AF		L	a_1	a_2	b_1	b_2	c_1	c_2	kg	Code	No.
9/16 x 5/8	UD	195	11.2	12.2	28	32	11.0	13.0	0.129	6058320	400 9/16x5/8AF
5/8 x 3/4		210	12.2	13.2	32	35	13.0	15.0	0.178	6058400	400 5/8x3/4AF
3/4 x 7/8		230	13.2	15.2	35	41	15.0	17.0	0.235	6056700	400 3/4x7/8AF
7/8 x 1		250	15.2	16.2	41	45	17.0	19.0	0.304	6058590	400 7/8x1AF

Open Ended Spanners

NO. 6 – "STRONG AND ACCURATE"

- Acc. to DIN 3110, ISO 3318, ISO 1085, ISO 10102
- Top-grade industrial quality for the hardest of continuous use
- Overloading indicated by deformation
- GEDORE vanadium steel 31CrV3, heads finely polished, chrome-plated

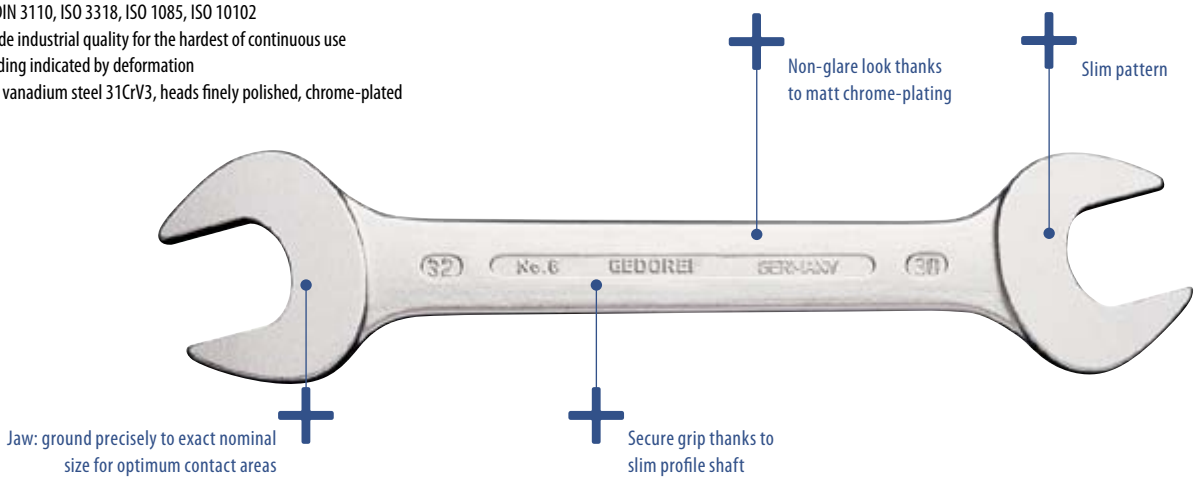

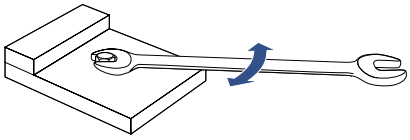

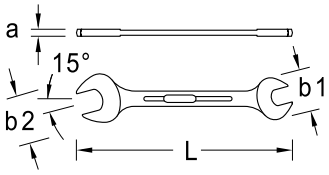

6 (MM)
DOUBLE OPEN ENDED SPANNER

* not standardised

mm		L	a	b_1	b_2	kg	Code	No.
4 x 4,5	*	100	3.4	13.0	14.0	0.014	6063400	6 4x4,5
4 x 5	*	100	3.4	13.0	14.0	0.013	6063590	6 4x5
5 x 5,5	*	100	3.4	14.5	16.0	0.016	6063670	6 5x5,5
5,5 x 7	*	122	3.5	16.0	17.5	0.023	6063750	6 5,5x7
6 x 7		122	3.5	16.5	17.5	0.022	6063830	6 6x7
6 x 8	*	122	3.5	16.5	20.0	0.025	6063910	6 6x8
7 x 8		140	3.8	17.5	20.0	0.034	6064050	6 7x8
7 x 9	*	140	3.8	17.5	22.0	0.035	6064130	6 7x9
8 x 9		140	3.8	20.0	22.0	0.035	6064210	6 8x9
8 x 10		140	4.0	20.0	23.5	0.036	6064480	6 8x10
9 x 10	*	157	4.5	22.0	23.5	0.046	6064560	6 9x10
9 x 11	*	157	4.5	22.0	26.5	0.050	6064640	6 9x11
10 x 11		157	4.5	23.5	26.5	0.050	6064720	6 10x11
10 x 12	*	157	4.5	23.5	28.0	0.051	6064800	6 10x12
10 x 13		172	5.0	23.5	30.5	0.065	6064990	6 10x13
11 x 13		172	5.0	26.5	30.5	0.068	6065100	6 11x13
11 x 14	*	172	5.0	26.5	32.0	0.072	6065290	6 11x14
12 x 13		172	5.0	28.0	30.5	0.069	6065370	6 12x13
12 x 14		172	5.0	28.0	32.0	0.076	6065450	6 12x14
13 x 14		178	5.0	30.5	32.0	0.081	6065530	6 13x14
13 x 15		188	5.5	30.5	34.5	0.098	6065610	6 13x15
13 x 16		190	5.5	30.5	35.5	0.098	6068980	6 13x16
14 x 15		188	5.5	32.0	34.5	0.095	6065880	6 14x15
13 x 17		205	6.0	30.5	38.5	0.122	6065960	6 13x17
14 x 17		205	6.0	32.0	38.5	0.119	6066180	6 14x17
16 x 17		205	6.0	35.5	38.5	0.128	6066260	6 16x17
16 x 18		205	6.0	35.5	40.5	0.129	6066340	6 16x18
17 x 19		222	6.5	38.5	43.0	0.168	6066420	6 17x19

mm		L	a	b_1	b_2	kg	Code	No.
18 x 19		222	6.5	40.5	43.0	0.174	6066500	6 18x19
18 x 21		236	7.0	40.5	46.0	0.196	6069360	6 18x21
17 x 22	*	236	7.0	38.5	48.5	0.205	6066690	6 17x22
19 x 22		236	7.0	43.0	48.5	0.219	6066770	6 19x22
20 x 22	*	236	7.0	44.5	48.5	0.213	6066850	6 20x22
19 x 24		250	7.5	43.0	53.5	0.256	6066930	6 19x24
21 x 23	*	247	7.5	46.0	50.0	0.245	6067070	6 21x23
21 x 24		250	7.5	46.0	53.5	0.268	6069440	6 21x24
22 x 24		250	7.5	48.5	53.5	0.260	6067150	6 22x24
22 x 27	*	266	8.0	48.5	60.0	0.336	6067230	6 22x27
24 x 26	*	266	8.0	53.5	56.5	0.321	6067310	6 24x26
24 x 27		266	8.0	53.5	60.0	0.337	6067580	6 24x27
24 x 30		280	8.5	53.5	63.5	0.390	6067660	6 24x30
25 x 28	*	280	8.5	55.0	60.0	0.378	6067740	6 25x28
27 x 29	*	302	9.0	60.0	63.5	0.456	6067820	6 27x29
27 x 30		302	9.0	60.0	63.5	0.466	6067900	6 27x30
27 x 32		302	9.0	60.0	68.0	0.487	6068040	6 27x32
30 x 32		302	9.0	63.5	68.0	0.504	6068120	6 30x32
30 x 34		302	9.0	63.5	72.0	0.503	6069520	6 30x34
30 x 36		328	9.4	63.5	76.0	0.677	6068200	6 30x36
32 x 36		328	9.4	68.0	76.0	0.594	6068390	6 32x36
34 x 36		328	9.4	71.0	75.0	0.624	6069600	6 34x36
36 x 41		360	10.0	76.0	84.5	0.770	6068470	6 36x41
38 x 42	*	360	10.0	77.0	86.0	0.784	6068550	6 38x42
41 x 46		400	10.7	86.5	95.5	1.104	6068630	6 41x46
46 x 50		450	11.6	95.5	102.0	1.445	6068710	6 46x50
55 x 60	*	560	18.0	113.0	123.0	3.160	2312107	6 55x60

6 (AF)
DOUBLE OPEN ENDED SPANNER
INCH

"AF	L	a	b_1	b_2	kg	Code	No.
1/4 x 5/16	122	3.7	17.5	20.0	0.024	6070020	6 1/4x5/16AF
5/16 x 3/8	140	4.0	20.0	23.5	0.035	6070100	6 5/16x3/8AF
3/8 x 7/16	157	4.5	23.5	26.5	0.047	6070290	6 3/8x7/16AF
7/16 x 1/2	172	5.0	26.5	30.0	0.065	6070370	6 7/16x1/2AF
1/2 x 9/16	190	5.5	30.0	33.0	0.091	6070450	6 1/2x9/16AF
9/16 x 5/8	190	5.5	33.0	36.0	0.092	6070530	6 9/16x5/8AF
19/32 x 11/16	205	6.0	34.5	39.5	0.130	6070610	6 19/32x11/16AF
5/8 x 11/16	205	6.0	36.0	39.5	0.124	6070880	6 5/8x11/16AF
5/8 x 3/4	222	6.5	36.0	42.5	0.152	6070960	6 5/8x3/4AF
3/4 x 25/32	222	6.5	42.5	43.5	0.189	6071260	6 3/4x25/32AF
3/4 x 7/8	236	7.0	42.5	48.5	0.216	6071340	6 3/4x7/8AF
25/32 x 13/16	236	7.0	44.5	46.0	0.206	6071420	6 25/32x13/16AF

"AF	L	a	b_1	b_2	kg	Code	No.
13/16 x 7/8	236	7.0	46.0	48.5	0.232	6071500	6 13/16x7/8AF
7/8 x 15/16	250	7.5	48.5	52.0	0.268	6071690	6 7/8x15/16AF
7/8 x 1.1/16	266	8.0	48.5	60.0	0.323	6073550	6 7/8x1.1/16AF
15/16 x 1	266	8.0	52.0	55.0	0.317	6071770	6 15/16x1AF
1 x 1.1/8	280	8.5	55.0	61.0	0.395	6071930	6 1x1.1/8AF
1.1/16 x 1.1/8	302	9.0	60.0	63.5	0.453	6072070	6 1.1/16x1.1/8AF
1.1/16 x 1.1/4	302	9.0	60.0	68.0	0.520	6072150	6 1.1/16x1.1/4AF
1.1/8 x 1.5/16	302	9.0	65.5	70.5	0.537	6072230	6 1.1/8x1.5/16AF
1.3/16 x 1.5/16	302	9.0	65.5	70.5	0.521	6072310	6 1.3/16x1.5/16AF
1.1/4 x 1.3/8	328	9.4	69.5	75.5	0.604	6072580	6 1.1/4x1.3/8AF
1.5/16 x 1.1/2	328	9.4	74.0	79.0	0.656	6072740	6 1.5/16x1.1/2AF
1.3/8 x 1.1/2	328	9.4	74.0	79.0	0.655	6072820	6 1.3/8x1.1/2AF

6 (MM) / 6 (AF)
DOUBLE OPEN ENDED SPANNER SET

6-12

pieces	No.	Contents	kg	Code
6	6-6	6x7 8x9 10x11 12x13 14x15 16x17	0.415	6076810
8	6-8	6x7 8x9 10x11 12x13 14x15 16x17 18x19 20x22	0.819	6077380
10	6-10	6x7 8x9 10x11 12x13 14x15 16x17 18x19 20x22 21x23 24x27	1.412	6077540
10	6-100	6x7 8x9 10x11 12x13 14x15 16x17 18x19 20x22 24x27 30x32	1.660	6077620
12	6-12	6x7 8x9 10x11 12x13 14x15 16x17 18x19 20x22 21x23 24x26 25x28 27x32	2.500	6077700
12	6-120	6x7 8x9 10x11 12x13 14x15 16x17 18x19 20x22 21x23 24x27 25x28 30x32	2.350	6077890
12	6-122 ISO	6x7 8x9 10x11 12x13 14x15 16x18 17x19 20x22 21x23 24x26 27x32 30x34	2.383	6078350

INCH

pieces	No.	Contents	kg	Code
8	6-8 A	1/4x5/16 5/16x3/8 7/16x1/2 9/16x5/8 19/32x11/16 3/4x25/32 13/16x7/8 15/16x1"	1.174	6078270
12	6-12 A	1/4x5/16 5/16x3/8 3/8x7/16 7/16x1/2 1/2x9/16 9/16x5/8 19/32x11/16 5/8x3/4 3/4x7/8 25/32x13/16 15/16x1 1.1/16x1.1/8"	1.952	6078510

H 6
DOUBLE OPEN ENDED SPANNER SET

› H = set in robust plastic holder

H 6-8

pieces	No.	Contents	kg	Code
8	H 6-8	6x7 8x9 10x11 12x13 14x15 16x17 18x19 20x22	0.995	6079400
12	H 6-12	6x7 8x9 10x11 12x13 14x15 16x17 18x19 20x22 21x23 24x26 25x28 27x32	2.545	6079670
12	H 6-120	6x7 8x9 10x11 12x13 14x15 16x17 18x19 20x22 21x23 24x27 25x28 30x32	2.645	6079750

8 (MM)
DOUBLE ENDED MIDGET SPANNER
small

› With same size each end
› Jaws set at 15° and 75°
› GEDORE vanadium steel 31CrV3, heads finely polished, chrome-plated

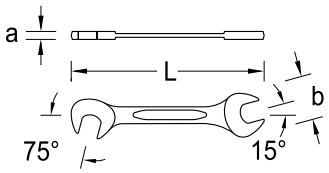

mm	L	a	b	kg	Code	No.
4.0	69.0	2.2	10.4	0.005	6093900	8 4
4.5	69.0	2.2	10.4	0.006	6094040	8 4,5
5.0	77.3	2.2	12.4	0.006	6094120	8 5
5.5	77.3	2.2	12.4	0.007	6094200	8 5,5
6.0	77.3	2.2	12.4	0.008	6094390	8 6
7.0	89.5	2.6	14.8	0.011	6094470	8 7
8.0	95.5	3.1	17.5	0.016	6094550	8 8
9.0	103.8	3.1	20.2	0.020	6094630	8 9
10.0	103.8	3.1	20.2	0.021	6094710	8 10
11.0	115.2	3.1	24.0	0.028	6094980	8 11
12.0	115.2	3.1	24.0	0.028	6095010	8 12
13.0	130.5	3.1	28.0	0.037	6095280	8 13
14.0	130.5	3.1	28.0	0.038	6095360	8 14

8-011
DOUBLE ENDED MIDGET SPANNER SET
11 pieces

› In plastic case

pieces	No.	Contents	kg	Code
11	8-011	4,5 5 5,5 6 7 8 9 10 11 12 13	0.280	1879146

8-0100
DOUBLE ENDED MIDGET SPANNER SET
10 pieces

› In blue plastic wallet

pieces	No.	Contents	kg	Code
10	8-0100	5 5,5 6 7 8 9 10 11 12 13	0.225	6099000

NO. 895 "BLACK DOUBLE OPEN ENDED SPANNERS" AND NO. 894 "BLACK SPANNERS"

- Carefully forged and professionally machined
- Jaw: ground precisely to exact nominal size for optimum contact areas
- Overloading indicated by deformation
- Secure grip thanks to profile shaft - very ergonomic and handy
- Jaw set at 15°
- GEDORE vanadium steel 31CrV3

894

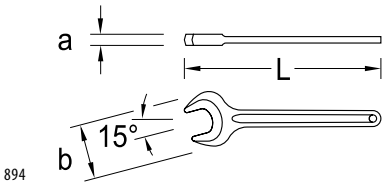

894

895

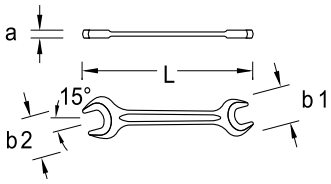

895

895 (MM)
DOUBLE OPEN ENDED SPANNER

- Acc. to DIN 895, ISO 3318, ISO 1085
- Manganese-phosphate finish up to 34x36 mm, steel-grey up from 36x41 mm and larger

* not standardised

mm		L	a	b_1	b_2	kg	Code	No.
6 x 7		96	3.2	15.0	17.0	0.014	6583830	895 6x7
7 x 8		107	3.7	17.0	19.0	0.020	6583910	895 7x8
8 x 9		108	3.7	19.0	20.5	0.023	6584130	895 8x9
8 x 10		114	4.2	19.0	22.0	0.026	6584210	895 8x10
9 x 11	*	122	5.0	20.5	24.5	0.033	6584640	895 9x11
10 x 11		124	5.0	22.0	24.5	0.034	6584720	895 10x11
10 x 12	*	128	5.0	22.0	26.5	0.037	6584800	895 10x12
10 x 13		128	5.0	22.0	28.5	0.037	6584990	895 10x13
11 x 13		140	5.5	24.5	28.5	0.049	6585100	895 11x13
12 x 13	*	140	5.5	26.5	28.5	0.053	6585370	895 12x13
12 x 14		140	5.5	26.5	30.0	0.051	6585450	895 12x14
13 x 14	*	140	5.5	28.5	30.0	0.051	6585530	895 13x14
13 x 15		154	5.5	28.5	32.0	0.065	6585610	895 13x15
14 x 15	*	154	5.5	30.0	32.0	0.054	6585880	895 14x15
13 x 17		158	6.0	28.5	36.0	0.072	6585960	895 13x17
14 x 17		158	6.0	30.0	36.0	0.076	6586180	895 14x17
16 x 17	*	158	6.0	33.0	36.0	0.072	6586260	895 16x17
17 x 19		171	7.0	36.0	40.0	0.098	6586340	895 17x19
18 x 19	*	171	7.0	38.0	40.0	0.105	6586500	895 18x19
17 x 22	*	192	8.0	36.0	46.0	0.128	6586420	895 17x22

mm		L	a	b_1	b_2	kg	Code	No.
19 x 22		195	8.0	40.0	46.0	0.141	6586690	895 19x22
19 x 24		207	9.0	40.0	50.0	0.175	6586770	895 19x24
22 x 24		221	9.0	46.0	50.0	0.191	6587070	895 22x24
22 x 27	*	233	9.8	46.0	56.0	0.228	6587150	895 22x27
24 x 27		246	9.8	50.0	56.0	0.250	6587230	895 24x27
24 x 30		269	10.8	50.0	62.0	0.334	6587580	895 24x30
27 x 30		275	10.8	56.0	62.0	0.354	6587660	895 27x30
27 x 32		275	11.8	56.0	66.0	0.404	6587740	895 27x32
30 x 32		278	11.8	62.0	66.0	0.411	6587820	895 30x32
30 x 36		306	12.8	62.0	74.0	0.478	6587900	895 30x36
32 x 36		310	12.8	66.0	74.0	0.489	6588040	895 32x36
34 x 36		320	13.3	70.0	74.0	0.582	6583080	895 34x36
36 x 41		347	13.8	74.0	84.0	0.693	6588120	895 36x41
41 x 46		383	14.8	84.0	94.0	0.917	6588200	895 41x46
46 x 50		420	15.8	94.0	102.0	1.227	6588390	895 46x50
50 x 55		463	16.8	102.0	112.0	1.457	6588470	895 50x55
55 x 60		504	17.7	112.0	122.0	1.881	6588550	895 55x60
65 x 70	*	580	19.7	132.0	142.0	2.730	6588630	895 65x70
75 x 80	*	665	21.7	152.0	162.0	4.070	6588710	895 75x80

894 (MM)
SINGLE OPEN ENDED SPANNER

› Acc. to DIN 894, ISO 3318
› Manganese-phosphate finish up to 38 mm, steel-grey up from 41 mm and larger
› Sizes 10 - 135 mm with hanging hole
* not standardised

mm		L	a	b	kg	Code	No.
6		73	3.2	15.5	0.010	6573600	894 6
7		78	3.2	17.0	0.010	6573790	894 7
8		94	3.5	19.0	0.015	6573870	894 8
9		100	4.0	20.0	0.017	6573950	894 9
10		106	4.5	22.0	0.022	6574090	894 10
11		112	5.0	24.5	0.029	6574170	894 11
12		124	5.0	26.5	0.035	6574250	894 12
13		132	5.5	28.5	0.039	6574330	894 13
14		140	5.5	30.0	0.044	6574410	894 14
15		145	5.5	32.0	0.046	6574680	894 15
16		155	5.5	33.0	0.056	6574760	894 16
17		159	6.0	36.0	0.060	6574840	894 17
18		165	6.2	38.0	0.067	6575220	894 18
19		170	7.0	40.0	0.081	6575060	894 19
22		193	8.0	46.0	0.113	6575300	894 22
24		217	9.0	50.0	0.154	6575570	894 24
25	*	217	9.0	52.0	0.142	6575650	894 25
27		239	9.8	56.0	0.199	6575810	894 27
30		263	10.8	62.0	0.249	6576380	894 30
32		275	11.8	66.0	0.374	6576540	894 32
34		290	12.3	70.0	0.365	6575730	894 34
36		305	12.8	74.0	0.392	6576700	894 36

mm		L	a	b	kg	Code	No.
38	*	305	12.8	74.0	0.406	6576890	894 38
41		344	13.8	84.0	0.568	6576970	894 41
46		380	14.8	94.0	0.704	6577000	894 46
50		413	15.8	102.0	0.956	6577190	894 50
55		459	16.8	112.0	1.125	6577270	894 55
60		494	17.7	122.0	1.439	6577350	894 60
65		528	18.7	132.0	1.686	6577430	894 65
70		572	19.7	142.0	2.111	6577510	894 70
75		610	20.7	152.0	2.782	6577780	894 75
80		645	21.7	162.0	2.905	6577860	894 80
85		690	23.0	173.0	3.895	6577940	894 85
90	*	690	23.0	173.0	3.720	6578080	894 90
95	*	847	25.0	195.0	6.335	6578160	894 95
100	*	847	25.0	195.0	6.125	6578240	894 100
105	*	1000	29.0	217.0	8.905	6578320	894 105
110	*	1000	29.0	217.0	8.650	6578400	894 110
115	*	1000	29.0	217.0	8.480	6578590	894 115
120	*	1000	29.0	220.0	8.260	6578670	894 120
125	*	1000	29.0	220.0	8.345	6576030	894 125
130	*	1000	29.0	225.0	8.230	6576110	894 130
135	*	1000	29.0	225.0	7.775	6576460	894 135

INCH

"AF	L	a	b	kg	Code	No.
1/4	73	3.2	15.5	0.009	6579210	894 1/4AF
5/16	94	3.5	19.0	0.013	6579560	894 5/16AF
3/8	100	4.0	20.0	0.014	6579720	894 3/8AF
7/16	112	5.0	24.5	0.026	6579990	894 7/16AF
1/2	132	5.5	26.5	0.040	6580060	894 1/2AF
9/16	140	5.5	30.0	0.047	6580140	894 9/16AF
5/8	155	5.5	33.0	0.053	6580300	894 5/8AF

"AF	L	a	b	kg	Code	No.
3/4	170	7.0	40.0	0.074	6580570	894 3/4AF
13/16	170	7.0	40.0	0.074	6580730	894 13/16AF
7/8	193	8.0	46.0	0.106	6580810	894 7/8AF
15/16	217	9.0	50.0	0.147	6581030	894 15/16AF
1	217	9.0	52.0	0.156	6581110	894 1AF
1.1/16	239	10.0	56.0	0.186	6581380	894 1.1/16AF
1.1/8	239	10.0	56.0	0.205	6581460	894 1.1/8AF

Open ended spanners

625 M
SPANNER SET MINI

11 pieces

› Sheet steel, hardened, bright nickel finish
› Contents: 8 open ended spanners, 1 contact file, 1 screwdriver, 1 feeler gauge 0.40 mm

Contents	kg	Code	No.
4 4,5 5 5,5 6 6,5 7 7,5	0.047	6524820	625 M

625 A
SPANNER SET MINI

11 pieces

› Sheet steel, hardened, bright nickel finish
› Contents: 8 open ended spanners, 1 contact file, 1 screwdriver, 1 feeler gauge 0.40 mm

Contents	kg	Code	No.
3/16 7/32 1/4 9/32 5/16 11/32 3/8 7/16"	0.053	6524900	625 A

60 CP
ADJUSTABLE SPANNER

open end, chrome-plated

› Acc. to ISO 6787
› Jaw set at 15°
› Swedish pattern, roller with left hand thread
› With scale
› Chrome-vanadium steel, chrome-plated, polished heads

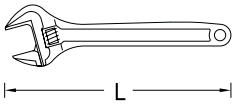

Size "	L	mm	"inch		kg	Code	No.
6	155	20	25/32	0-20	0.145	6380990	60 CP 6
8	205	25	1	0-25	0.270	6381020	60 CP 8
10	255	30	1.3/16	0-30	0.420	6381100	60 CP 10
12	305	36	1.7/16	0-36	0.785	6381290	60 CP 12

60 P
ADJUSTABLE SPANNER

open end, phosphated

› ISO 6787, jaw set at 15°
› Swedish pattern, roller with left hand thread
› With scale
› Chrome-vanadium steel
› Phosphate finish, polished heads

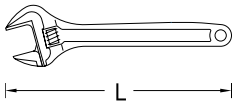

Size "	L	mm	"inch		kg	Code	No.
6	155	20	25/32	0-20	0.145	6380560	60 P 6
8	205	25	1	0-25	0.295	6380640	60 P 8
10	255	30	1.3/16	0-30	0.430	6380720	60 P 10
12	305	36	1.7/16	0-36	0.705	6380800	60 P 12

62 P
ADJUSTABLE SPANNER
open end, phosphated

- Sturdy industrial design
- Sizes 6" - 18" = ISO 6787, jaw set at 15°
- Size 24" = ISO 6787, jaw set at 22,5°
- Swedish pattern, roller with left hand thread
- GEDORE vanadium steel 31CrV3
- Phosphate finish, polished heads

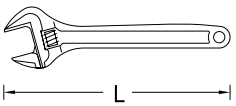

Size "	L	mm	"inch		kg	Code	No.
6	150	20	25/32	–	0.155	2669072	62 P 6
8	200	25	1	–	0.250	2669080	62 P 8
10	250	30	1.3/16	–	0.460	2669099	62 P 10
12	300	36	1.7/16	–	0.700	2669102	62 P 12
15	380	43	1.11/16	–	1.060	6368430	62 P 15
18	455	53	2.1/16	–	1.715	6368510	62 P 18
24	610	63	2.1/2	–	3.555	6360880	62 P 24

60 S
ADJUSTABLE WRENCH
open end

- Acc. to ISO 6787, jaw set at 15°
- Swedish pattern, roller with left-hand thread
- With scale
- The protected mechanism and additional striking face allow light blows to be applied without impairing the function of the wrench
- Comfort 2-component handle (versions JC and JP) for fatigue-free working
- Grip recess ensures secure hold - even with greasy hands
- Hanging hole
- Chrome-vanadium steel
- Version C nickel and chrome-plated, head ground
- Version P manganese phosphated, head ground
- Version JP and JC complete with plastic handle

60 S 8 P

60 S 8 JP

60 S 8 C

60 S 8 JC

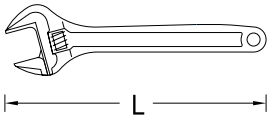

Size "	mm	mm		kg	Code	No.
6	153.0	20	0-20	0.160	2668815	60 S 6 P
8	206.5	25	0-25	0.340	1966294	60 S 8 P
10	254.5	30	0-30	0.251	2171023	60 S 10 P
12	305.0	36	0-36	0.780	2668874	60 S 12 P
6	153.0	20	0-20	0.180	2668823	60 S 6 JP
8	206.5	25	0-25	0.360	1966308	60 S 8 JP
10	254.5	30	0-30	0.500	2171015	60 S 10 JP
12	305.0	36	0-36	0.860	2668882	60 S 12 JP

Size "	mm	mm		kg	Code	No.
6	153.0	20	0-20	0.180	2668831	60 S 6 C
8	206.5	25	0-25	0.340	1966316	60 S 8 C
10	254.5	30	0-30	0.480	2170973	60 S 10 C
12	305.0	36	0-36	0.780	2668890	60 S 12 C
6	153.0	20	0-20	0.180	2668858	60 S 6 JC
8	206.5	25	0-25	0.360	1966324	60 S 8 JC
10	254.5	30	0-30	0.500	2171007	60 S 10 JC
12	305.0	36	0-36	0.860	2668904	60 S 12 JC

Deep Ring Spanners

NO. 2 A – "STRONG"

- Heavy-duty pattern for highest torques
- GEDORE vanadium steel 31CrV3, chrome-plated
- **Special sizes available on request**
- Optional accessories: No. 2 AR extension tube for extending the lever arm

No. 2A + 2 AR

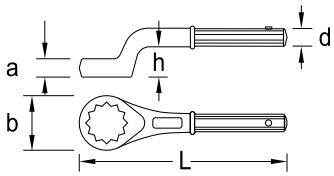

2 A
SINGLE ENDED RING SPANNER

offset

mm	L		a	b	d	h	2 AR	kg	Code	No.
24	180	UD	17.4	38.0	18.3	29.0	0	0.389	6033840	2 A 24
27	190		17.4	41.5	18.3	31.5	0	0.430	6033920	2 A 27
30	200		18.4	47.0	18.3	33.0	0	0.514	6034060	2 A 30
32	235		18.4	50.0	21.3	34.0	1	0.732	6034140	2 A 32
34	235		18.4	50.0	21.3	34.0	1	0.748	6030150	2 A 34
36	245		20.0	55.0	21.3	35.0	1	0.796	6034220	2 A 36
41	265		22.0	61.5	21.3	39.0	1	0.934	6034300	2 A 41
46	280		23.0	68.5	24.1	40.0	2	1.220	6034490	2 A 46
50	290		25.5	75.0	24.1	42.0	2	1.388	6034570	2 A 50

mm	L		a	b	d	h	2 AR	kg	Code	No.
55	300		28.0	80.0	24.1	45.0	2	1.492	6034650	2 A 55
60	345		30.5	89.0	29.1	49.0	3	2.283	6034730	2 A 60
65	355	12pt	33.0	97.0	29.1	53.0	3	2.535	6034810	2 A 65
70	365		35.5	104.0	29.1	55.0	3	2.736	6035030	2 A 70
75	375		38.0	109.0	29.1	57.5	3	2.982	6035110	2 A 75
80	385		40.5	124.0	29.1	59.0	3	3.770	6035380	2 A 80
85	385		40.5	124.0	29.1	59.0	3	3.605	6035460	2 A 85
90	410		45.0	140.0	29.1	63.0	3	4.850	6035540	2 A 90
95	410		45.0	140.0	29.1	63.0	3	4.540	6035620	2 A 95

2 AR
EXTENSION TUBE

- For ring spanner No. 2 A, steel tube, chrome-plated
- For extending the lever arm and applying higher forces

Internal-Ø	mm	⟷ mm ⟷	kg	Code	No.
19	24-30	460	0.614	6048600	2 AR 0
22	32-41	610	1.568	6048790	2 AR 1
25	46-55	760	2.806	6048870	2 AR 2
30	60-95	860	3.715	6048950	2 AR 3

2 ATM
SINGLE ENDED RING SPANNER SET

19 pieces

- Heavy-duty pattern for highest torques
- GEDORE vanadium steel 31CrV3, chrome-plated

Contents	kg	Code	No.
2 A 24 27 30 32 36 41 46 50 55 60 65 70 75 80 85 2 AR 0 1 2 3	65.0	6049250	2 ATM

Slogging Spanners

POWERFUL

› Top-grade industrial quality for the hardest of continuous use
› For very heavy-duty work
› **Special sizes available on request up to size 250 mm**

306 (MM) / 306 (AF)
RING SLOGGING SPANNER

› Acc. to DIN 7444
› Up to length 435 mm chrome-vanadium steel 31CrV3, above 480 mm from C35
* not standardised

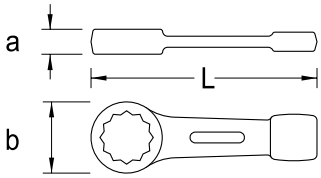

mm			L	a	b	kg	Code	No.
22	*	UD	165	15.0	43.0	0.220	1344331	306 22
24	*	UD	160	15.0	42.5	0.262	6475000	306 24
27			180	15.5	47.0	0.328	6475190	306 27
30			190	16.5	51.5	0.393	6475270	306 30
32			195	16.5	53.0	0.428	6475350	306 32
34			195	16.5	53.0	0.401	6481670	306 34
36			205	19.5	60.0	0.674	6475430	306 36
38	*		205	19.5	60.0	0.635	6474460	306 38
41			225	20.5	66.0	0.790	6475510	306 41
46			240	22.5	75.0	0.999	6475780	306 46
50			250	23.5	80.0	1.093	6475860	306 50
55			270	25.0	87.5	1.452	6475940	306 55
60			270	26.0	93.5	1.577	6476080	306 60
65		12pt	290	29.0	101.0	2.580	6476160	306 65
70			320	32.5	109.5	2.580	6476240	306 70
75			325	34.0	114.5	3.010	6476320	306 75

mm		L	a	b	kg	Code	No.
80		345	35.0	123.0	3.515	6476400	306 80
85		360	37.0	129.0	3.895	6476590	306 85
90		400	41.5	152.0	6.370	6476670	306 90
95		400	41.5	152.0	6.285	6476750	306 95
100		400	41.5	152.0	6.030	6476830	306 100
105		435	47.5	172.0	8.660	6476910	306 105
110		435	47.5	172.0	8.440	6477050	306 110
115		435	47.5	172.0	8.160	6477130	306 115
120		480	54.0	182.0	9.855	6477210	306 120
125	*	480	54.0	182.0	9.665	6477480	306 125
130		520	58.0	202.0	12.295	6477560	306 130
135		520	58.0	202.0	11.790	6477640	306 135

INCH

"AF		L	a	b	kg	Code	No.
1	UD	160	15.0	42.5	0.262	6474540	306 1AF
1.1/16		180	15.5	47.0	0.325	6474620	306 1.1/16AF
1.1/8		180	15.5	47.0	0.315	6474700	306 1.1/8AF
1.3/16		190	16.5	51.5	0.389	6474890	306 1.3/16AF
1.1/4		190	16.5	51.5	0.386	6474970	306 1.1/4AF
1.5/16		195	16.5	53.0	0.415	6478530	306 1.5/16AF
1.3/8	12pt	195	16.5	53.0	0.409	6478610	306 1.3/8AF
1.7/16		205	19.5	60.0	0.660	6478880	306 1.7/16AF
1.1/2		205	19.5	60.0	0.641	6478960	306 1.1/2AF
1.5/8		225	20.5	66.0	0.820	6479180	306 1.5/8AF
1.11/16		225	20.5	66.0	0.766	6479260	306 1.11/16AF
1.3/4		225	20.5	66.0	0.770	6479340	306 1.3/4AF
1.13/16		240	22.5	75.0	0.982	6479420	306 1.13/16AF
1.7/8		240	22.5	75.0	0.985	6479500	306 1.7/8AF

"AF	L	a	b	kg	Code	No.
2	250	23.5	80.0	1.090	6479690	306 2AF
2.1/16	250	23.5	80.0	1.079	6479770	306 2.1/16AF
2.1/8	250	23.5	80.0	1.039	6479850	306 2.1/8AF
2.3/16	270	25.0	87.5	1.431	6479930	306 2.3/16AF
2.1/4	270	25.0	87.5	1.397	6480000	306 2.1/4AF
2.3/8	270	26.0	93.5	1.616	6480190	306 2.3/8AF
2.7/16	270	26.0	93.5	1.531	6480270	306 2.7/16AF
2.9/16	290	29.0	101.0	2.076	6480350	306 2.9/16AF
2.5/8	290	29.0	101.0	2.035	6480430	306 2.5/8AF
2.3/4	320	32.5	109.5	2.545	6480510	306 2.3/4AF
3	325	34.0	114.5	3.005	6480780	306 3AF

306 G
RING SLOGGING SPANNER DEEP OFFSET

- For very heavy-duty work
- To use with club hammer or pneumatic hammer for tightening or loosening
- Hot forged, sandblasted

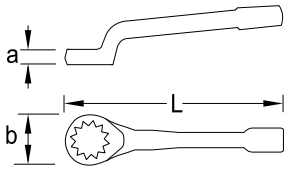

mm	L	a	b	kg	Code	No.
27	270	25	51	1.098	1415875	306 G 27
30	270	25	51	1.080	1415913	306 G 30
32	270	25	51	1.061	1415972	306 G 32
36	310	30	67	2.010	1416014	306 G 36
41	310	30	67	1.842	1416057	306 G 41
46	340	35	79	2.950	1416111	306 G 46
50	360	40	94	4.410	1416197	306 G 50
55	360	40	94	4.155	1416227	306 G 55

mm	L	a	b	kg	Code	No.
60	380	45	108	5.690	1416308	306 G 60
65	380	45	108	5.490	1416332	306 G 65
70	406	50	126	7.455	1416405	306 G 70
75	406	50	126	7.165	1416456	306 G 75
80	406	50	126	6.970	1416480	306 G 80
85	459	57	151	10.630	1416537	306 G 85
90	459	57	151	10.480	1416553	306 G 90
95	459	57	151	9.830	1416588	306 G 95

133
OPEN ENDED SLOGGING SPANNER

- For very heavy-duty work
- Acc. to DIN 133
- Up to length 500 mm chrome-vanadium steel 31CrV3, above 525 mm material C35
- Special sizes available on request

* not standardised

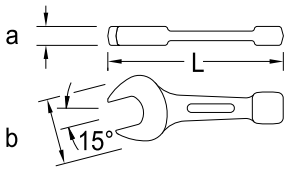

mm		L	a	b	kg	Code	No.
27		181	16.3	56.0	0.385	6410570	133 27
30		188	16.7	62.0	0.451	6400260	133 30
32		196	17.2	66.0	0.552	6400340	133 32
34		196	17.2	66.0	0.559	6411030	133 34
36		211	18.2	76.0	0.709	6400420	133 36
41		227	19.2	88.0	1.000	6400500	133 41
46		256	19.7	98.0	1.258	6400690	133 46
50		281	21.2	106.5	1.609	6400770	133 50
55		310	23.6	117.0	2.131	6400850	133 55
60		321	24.1	128.0	2.484	6400930	133 60
65		351	27.6	139.0	3.340	6401070	133 65
70		370	29.6	150.0	4.325	6401150	133 70

mm		L	a	b	kg	Code	No.
75		390	31.0	161.5	5.110	6401230	133 75
80		406	34.0	172.5	6.020	6401310	133 80
85		406	34.0	172.5	5.770	6401580	133 85
90		456	38.4	194.0	8.905	6401660	133 90
95		456	38.4	194.0	8.985	6401740	133 95
100		500	46.3	225.5	13.315	6401820	133 100
105		500	46.3	225.5	13.220	6401900	133 105
110		500	46.3	225.5	13.045	6402040	133 110
115		525	54.2	245.5	17.660	6402120	133 115
120		525	54.2	245.5	17.610	6402200	133 120
125	*	545	50.0	255.0	16.760	6402390	133 125
130		575	55.0	275.0	19.030	6402470	133 130

308
DEEP RING SPANNER
straight pattern

- Acc. to DIN 3111
- Especially suited as counter-tool for screw connections
- In heat-treated steel as per EN 10083, steel-grey
- Further sizes available on request

* not standardised

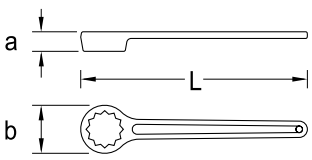

mm		L	a	b	kg	Code	No.
32		265	19.0	49.0	0.358	6481750	308 32
36	*	295	22.0	56.0	0.473	6481830	308 36
41		330	25.0	63.5	0.717	6481910	308 41
46		365	27.0	70.5	0.925	6482050	308 46

mm		L	a	b	kg	Code	No.
50		400	28.0	77.0	1.230	6482130	308 50
55		442	29.5	83.5	1.626	6482210	308 55
60		475	30.0	89.5	1.792	6482480	308 60
65	*	510	32.0	97.0	2.208	6482560	308 65

Crowfoot Spanners

SPECIAL

› Opening at right angle to shaft for maximum accessibility
› GEDORE vanadium steel 31CrV3, chrome-plated

3114

DS 3114

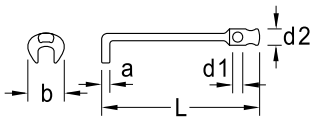

3114 / DS 3114
CROWFOOT SPANNERS

› No. 3114 = Delivery without tommy bar

mm	L	a	b	d_1	d_2	26 D	kg	Code	No.
13	160	5.5	28.0	8.5	13.8	8	0.095	6670050	3114 13
14	160	5.5	28.0	8.5	13.8	8	0.093	6670130	3114 14
16	200	6.0	33.0	10.5	16.8	10	0.160	6676920	3114 16
17	200	6.0	33.0	10.5	16.8	10	0.169	6670210	3114 17
18	200	7.0	37.0	12.5	19.6	12	0.216	6677060	3114 18
19	200	7.0	37.0	12.5	19.6	12	0.224	6670480	3114 19
21	200	8.0	42.0	12.5	19.6	12	0.272	6677140	3114 21

mm	L	a	b	d_1	d_2	26 D	kg	Code	No.
22	200	8.0	42.0	12.5	19.6	12	0.265	6670560	3114 22
24	250	9.0	46.0	14.5	23.6	14	0.419	6670640	3114 24
27	250	10.0	52.0	14.5	23.6	14	0.519	6670720	3114 27
30	250	11.0	57.0	16.5	27.6	16	0.633	6670800	3114 30
32	250	11.8	61.0	16.5	27.6	16	0.712	6670990	3114 32
36	315	12.8	68.0	19.0	31.5	18	1.034	6671020	3114 36

› No. DS 3114 = Delivery with tommy bar 26 D

mm	L	a	b	d_1	d_2	26 D	kg	Code	No.
13	160	5.5	28.0	8.5	13.8	8	0.168	6672180	DS 3114 13
14	160	5.5	28.0	8.5	13.8	8	0.168	6672260	DS 3114 14
16	200	6.0	33.0	10.5	16.8	10	0.280	6677220	DS 3114 16
17	200	6.0	33.0	10.5	16.8	10	0.286	6672340	DS 3114 17
18	200	7.0	37.0	12.5	19.6	12	0.436	6677300	DS 3114 18
19	200	7.0	37.0	12.5	19.6	12	0.440	6672420	DS 3114 19
21	200	8.0	42.0	12.5	19.6	12	0.482	6677490	DS 3114 21
22	200	8.0	42.0	12.5	19.6	12	0.486	6672500	DS 3114 22

mm	L	a	b	d_1	d_2	26 D	kg	Code	No.
24	250	9.0	46.0	14.5	23.6	14	0.798	6672690	DS 3114 24
27	250	10.0	52.0	14.5	23.6	14	0.902	6672770	DS 3114 27
30	250	11.0	57.0	16.5	27.6	16	1.256	6672850	DS 3114 30
32	250	11.8	61.0	16.5	27.6	16	1.324	6672930	DS 3114 32
36	315	12.8	68.0	19.0	31.5	18	2.016	6673070	DS 3114 36

26 D
TOMMY BAR

› Acc. to DIN 900 Form A
› GEDORE vanadium steel 31CrV3, chrome-plated up to Ø 20 mm

Ø	⊢mm⊣	kg	Code	No.
6	157	0.040	6208580	26 D 6
8	177	0.073	6208740	26 D 8
10	197	0.127	6208820	26 D 10
12	246	0.228	6208900	26 D 12

Ø	⊢mm⊣	kg	Code	No.
14	316	0.386	6209040	26 D 14
16	396	0.634	6209120	26 D 16
18	495	0.995	6209200	26 D 18
20	625	1.555	6209390	26 D 20

Socket Wrenches

25
SOCKET WRENCHES

offset

› Solid pattern with extra deep socket for protruding bolts
› GEDORE vanadium steel 31CrV3, chrome-plated
› With dome for pointed screw heads

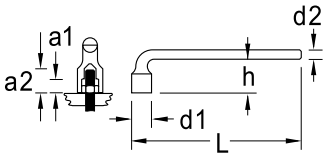

mm	L	a_1	a_2	d_1	d_2	h	kg	Code	No.
10	160	9.6	16.5	15,0	10	32	0.120	6188290	25 10
13	200	12.7	23.0	19,0	12	41	0.220	6188530	25 13
17	250	12.0	26.0	25,0	14	49	0.373	6188880	25 17
19	280	15.4	29.0	27,5	16	56	0.539	6188960	25 19
22	315	16.4	32.5	32,0	18	64	0.797	6189180	25 22
24	345	19.5	37.1	34,5	20	71	1.055	6189260	25 24
27	380	21.4	37.5	38,5	20	74	1.179	6189340	25 27
30	420	22.3	41.3	42,0	22	84	1.536	6189420	25 30
36	500	27.3	47.1	50,0	26	97	2.523	6189690	25 36

25 V
SOCKET WRENCHES

offset

› Solid pattern with extra deep socket for protruding bolts
› GEDORE vanadium steel 31CrV3, chrome-plated

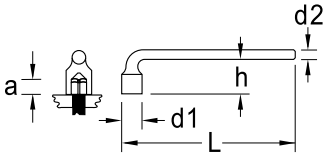

mm	L	a	d_1	d_2	h	kg	Code	No.
8	150	11.0	15,0	10	32.0	0.116	6194770	25 V 8
9	160	11.0	16,5	10	35.0	0.126	6194850	25 V 9
10	175	12.0	19,0	12	37.5	0.203	6194930	25 V 10
12	215	14.5	22,0	14	44.0	0.335	6195150	25 V 12
13	230	20.5	23,5	14	47.0	0.357	6195230	25 V 13
14	240	21.5	25,0	14	49.0	0.378	6195310	25 V 14
17	280	26.5	30,0	18	62.0	0.718	6195580	25 V 17

25 PK
DOUBLE ENDED SOCKET WRENCH
offset with hole

- Solid pattern with two hexagon heads
- Deep bores above the hexagon heads to take long studs
- Through-hole on the angled side to take a tommy bar (e.g. 26 D, please order separately)
- Chrome-plated

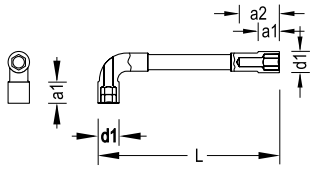

mm	L	a_1	a_2	d_1	26 D	kg	Code	No.
6	105	9	26.5	13,0		0.080	1616323	25 PK 6
7	107	9	26.5	14,0		0.081	1616331	25 PK 7
8	112	10	26.5	14,0		0.091	1616358	25 PK 8
9	120	10	26.5	14,0		0.099	1436805	25 PK 9
10	130	10	23.0	15,5	6	0.116	1436813	25 PK 10
11	136	10	23.0	16,5	6	0.122	1436821	25 PK 11
12	145	10	37.0	18,5	6	0.166	1436848	25 PK 12
13	152	11	35.0	20,0	8	0.192	1436856	25 PK 13
14	160	12	38.0	21,0	8	0.216	1436864	25 PK 14
15	170	13	38.0	22,5	8	0.239	1616366	25 PK 15
16	178	15	34.0	24,0	8	0.275	1436872	25 PK 16

mm	L	a_1	a_2	d_1	26 D	kg	Code	No.
17	187	15	35.0	25,5	8	0.305	1436899	25 PK 17
18	195	18	39.0	26,5	10	0.385	1436902	25 PK 18
19	205	17	38.0	28,0	12	0.440	1436910	25 PK 19
21	225	18	47.0	32,0	12	0.620	1436929	25 PK 21
22	225	18	47.0	32,0	12	0.632	1436937	25 PK 22
24	248	22	37.0	35,5	12	0.814	1436945	25 PK 24
27	280	26	60.0	38,0	16	1.088	1436953	25 PK 27
30	310	27	64.0	42,0	18	1.500	1436961	25 PK 30
32	330	30	63.0	45,0	20	1.475	1436988	25 PK 32
34	340	32	67.0	47,0	20	1.580	1436996	25 PK 34
36	355	33	74.0	50,0	20	2.052	1437003	25 PK 36

26 D ›144

2005 CT2-25PK ›114



25 PK-012
DOUBLE ENDED SOCKET WRENCH SET
12 pieces

- Solid pattern with two hexagon heads
- Deep bores above the hexagon heads to take long studs
- Through-hole on the angled side to take a tommy bar
- Chrome-plated

Contents	kg	Code	No.
8 9 10 11 12 13 14 15 16 17 18 19	2.578	1527312	25 PK-012

Tubular box spanners

626
TUBULAR BOX SPANNER

heavy-duty pattern

- Similar to DIN 896, Form A, ISO 2236, ISO 1085
- With hexagon shaft and holes for turning, either with a spanner or a tommy bar (626 S / 26 RS-626 S, see table, please order separately)
- Sizes 6x7 and 8x9 mm with no hole
- GEDORE vanadium steel 31CrV3, chrome-plated

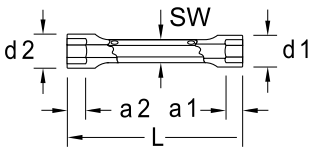

⌀ mm	L	a_1	a_2	d_1	d_2	SW ⬢ mm	26 RS-626 S	kg	Code	No.
6 x 7	105	6.0	7.0	9.5	10.5	8	626 S 1	0.037	6525120	626 6x7
8 x 9	110	7.0	8.0	12.0	13.0	9	626 S 1	0.052	6525200	626 8x9
10 x 11	120	9.0	9.5	14.5	16.0	11	626 S 1	0.072	6525390	626 10x11
12 x 13	140	10.5	11.0	17.0	18.5	13	626 S 1	0.117	6525470	626 12x13
13 x 17	155	11.0	14.0	18.5	23.0	15	626 S 2	0.160	6520750	626 13x17
14 x 15	145	11.5	13.0	19.5	21.0	14	626 S 1	0.145	6525710	626 14x15
16 x 17	155	13.0	14.0	22.0	23.0	16	626 S 2	0.189	6526280	626 16x17
17 x 19	165	14.0	17.5	23.0	26.0	18	626 S 2	0.233	6526360	626 17x19
18 x 19	165	15.0	17.5	24.5	26.0	18	626 S 2	0.242	6526440	626 18x19
19 x 22	175	17.5	18.5	26.0	30.0	19	626 S 2	0.288	6526520	626 19x22
20 x 22	175	17.5	18.5	27.5	30.0	19	626 S 2	0.306	6526600	626 20x22
24 x 26	195	21.5	23.5	32.5	34.5	24	26 RS-626 S-3	0.452	6526870	626 24x26
24 x 27	195	21.5	23.5	32.5	36.0	24	26 RS-626 S-3	0.493	6526950	626 24x27
30 x 32	210	25.0	29.0	39.5	42.5	30	26 RS-626 S-3	0.725	6527170	626 30x32
32 x 36	225	29.0	30.5	42.5	48.0	32	26 RS-626 S-3	0.898	6527250	626 32x36

626 S
STEPPED TOMMY BAR

626 S 1

- GEDORE vanadium steel 31CrV3, chrome-plated, tempered

$Ø_1$	$Ø_2$	$Ø_3$	$Ø_4$	$Ø_5$	⟷ mm ⟷	kg	Code	No.
3,7	4,7	5.2	7.0		190	0.050	6528060	626 S 1
6,7	7,7	8.7	9.7	11.0	240	0.159	6528140	626 S 2
11,7	13,7	16.0			310	0.492	6528220	26 RS-626 S-3

KD 626
TUBULAR BOX SPANNER SET

with tommy bars

- Similar to DIN 896, Form A, ISO 2236, ISO 1085
- With hexagon shaft and holes for turning, either with a spanner or a tommy bar (626 S / 26 RS-626 S)
- Sizes 6x7 and 8x9 with no hole
- GEDORE vanadium steel 31CrV3, chrome-plated

pieces	Contents	kg	Code	No.
8	626 6x7 8x9 10x11 12x13 14x15 16x17 18x19 20x22 626 S 1 2	1.434	6528730	KD 626-8
10	626 6x7 8x9 10x11 12x13 14x15 16x17 18x19 20x22 24x27 30x32 626 S 1 2 26 RS-626 S-3	3.080	2803550	KD 626-10

26 R
TUBULAR BOX SPANNER

› Acc. to DIN 896 Form B, ISO 2236, ISO 1085
› Hollow shaft, in tubular steel, DIN 2391 seamless, hardened, made from material C35, chrome-plated
› With hole for tommy bars 26 D and 26 RS (please order separately)
* not standardised

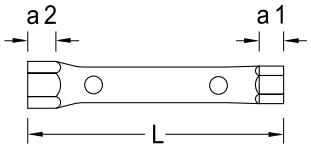

mm		L	a_1	a_2	26 D	26 RS	kg	Code	No.
5,5 x 7	*	105	5.0	6.0	6	1	0.036	6222810	26 R 5,5x7
6 x 7		105	5.0	6.0	6	1	0.035	6210050	26 R 6x7
8 x 9		105	6.0	7.0	6	1	0.041	6210210	26 R 8x9
8 x 10		120	6.0	7.5	6	1	0.049	6210480	26 R 8x10
9 x 10	*	120	7.0	7.5	6	1	0.050	6210560	26 R 9x10
10 x 11		120	7.5	8.0	6	1	0.055	6210640	26 R 10x11
10 x 13		140	7.5	9.5	8	2	0.072	6210720	26 R 10x13
11 x 13		140	8.0	9.5	8	2	0.074	6210800	26 R 11x13
12 x 13		140	9.0	9.5	8	2	0.073	6210990	26 R 12x13
12 x 14		140	9.0	10.0	8	2	0.083	6211020	26 R 12x14
13 x 14	*	140	9.5	10.0	8	2	0.083	6211100	26 R 13x14
13 x 15	*	140	9.5	11.0	8	2	0.089	6211290	26 R 13x15
14 x 15		140	10.0	11.0	8	2	0.088	6211370	26 R 14x15
13 x 17		150	9.5	12.0	10	2	0.139	6211450	26 R 13x17
14 x 17		150	10.0	12.0	10	2	0.140	6211530	26 R 14x17
16 x 17		150	11.0	12.0	10	2	0.139	6211610	26 R 16x17
16 x 18		150	11.0	13.0	10	2	0.152	6223030	26 R 16x18
17 x 19		155	12.0	15.0	12	3	0.161	6211880	26 R 17x19

mm	L	a_1	a_2	26 D	26 RS	kg	Code	No.
18 x 19	155	13.0	15.0	12	3	0.161	6211960	26 R 18x19
19 x 22	165	15.0	16.0	12	3	0.261	6212180	26 R 19x22
20 x 22	165	15.0	16.0	12	3	0.264	6212260	26 R 20x22
21 x 23	165	15.0	17.0	14	3	0.291	6212340	26 R 21x23
22 x 24	180	16.0	19.0	14	3	0.291	6212420	26 R 22x24
24 x 26	180	19.0	21.0	14	3	0.314	6212500	26 R 24x26
24 x 27	180	19.0	21.0	14	3	0.319	6212690	26 R 24x27
25 x 28	195	19.0	21.0	16	3	0.365	6212770	26 R 25x28
27 x 30	195	21.0	22.0	16	3	0.386	6212850	26 R 27x30
27 x 32	195	21.0	26.0	16	3	0.415	6212930	26 R 27x32
30 x 32	195	22.0	26.0	16	3	0.409	6213070	26 R 30x32
30 x 36	215	22.0	27.0	18	-	0.528	6213150	26 R 30x36
32 x 36	215	26.0	27.0	18	-	0.535	6213230	26 R 32x36
36 x 41	215	27.0	30.0	18	-	0.678	6213310	26 R 36x41
41 x 46	235	30.0	33.0	20	-	0.823	6213580	26 R 41x46
46 x 50	235	33.0	35.0	20	-	0.869	6213660	26 R 46x50
50 x 55	235	35.0	38.0	20	-	1.126	6213740	26 R 50x55

26 RS
STEPPED TOMMY BAR

› GEDORE vanadium steel 31CrV3, chrome-plated, fully hardened

$Ø_1$	$Ø_2$	$Ø_3$	mm	kg	Code	No.
5,0	6,0		190	0.045	6219350	26 RS 1
8,0	10,0		240	0.149	6219430	26 RS 2
11,7	13,7	16.0	310	0.492	6528220	26 RS-626 S-3

KD 26 R
TUBULAR BOX SPANNER SET
with tommy bars

› Hollow shaft, in tubular steel, DIN 2391 seamless, hardened, made from material C35, chrome-plated

pieces	Contents	kg	Code	No.
8	26 R 6x7 8x9 10x11 12x13 14x15 16x17 18x19 20x22 26 RS 1 2 3	1.564	6218540	KD 26 R-8
12	26 R 6x7 8x9 10x11 12x13 14x15 16x17 18x19 20x22 21x23 24x27 25x28 30x32 26 RS 1 2 3	2.895	6218890	KD 26 R-120

Multi fitting keys

45 P
PROFI-KEY UNIVERSAL

- Key for opening and closing of technical shut-off systems e.g. air-conditioning, revision systems
- For the outdoor areas - locking of bins or waste containers, and street lamp lids etc.
- With bit insert: slotted head 1.0 x 7 mm and cross-head PH 2 with adapter for 1/4" bits on securing chain
- 5 mm square for radiator valves
- Stepped key with 6, 7, 8, 9 mm square
- Female square 5, 6, 7-8 mm
- Female three-square 9 mm
- Dimensions: 90 x 62 mm
- Zinc die-casting



Measurements	kg	Code	No.
90 x 62	0.080	2190117	45 P

45 S
MULTI FITTING MASTER KEY UNIT

- Key for opening and closing of master cabinets, switch panels, technical shut-off systems e.g. air-conditioning, revision systems
- For the outdoor areas - locking of bins or waste containers, and street lamp lids etc.
- Supplied with bit insert: slotted head 1.0 x 7 mm and cross-head PH 2 with adapter for 1/4" bits on securing chain
- 5 mm square for radiator valves
- Female square 5, 6, 7-8 mm
- Female three-square 9 mm
- Two-way-key 3-5 mm
- Dimensions: 72 x 72 mm
- Zinc die-casting

Measurements	kg	Code	No.
72 x 72	0.080	2190125	45 S

45 U
MULTI FITTING KEY UNIVERSAL

- For all usual technical shut-off systems
- 1 tool for 9 applications
- 8 different master cabinet shut-off systems and 5 mm square for radiator valves
- Flat construction due to space-saving swivel mechanism
- Square locking: 5, 6, 7-8, 9-10 mm
- Three-edged locking: 7, 8-9, 10-11 mm
- Two-way-key 3-5 mm and half-moon locking 6 mm
- Securing chain with snap-hook
- Dimensions: 95 x 95 mm
- Zinc die-casting

Measurements	kg	Code	No.
95 x 95	0.204	2294826	45 U

45 E
MULTI FITTING KEY ELECTRO

- For all usual electric master cabinets
- Space-saving, double swivel mechanism
- 5 mm square for radiator valves
- Female square 5, 6, 7-8 mm
- Female three-square 9 mm
- Two-way-key 3 - 5 mm
- Magnetic bit adaptor 1/4", supplied with one bit PH 2
- Screwdriver function with retaining clip

mm	kg	Code	No.
145	0.120	2294796	45 E

Hook Spanners

40
HOOK WRENCH
with lug

- Acc. to DIN 1810, Form A
- For slotted round nuts according to DIN 981
- GEDORE vanadium steel 31CrV3, manganese-phosphated

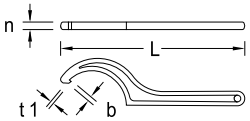

mm	L	b	n	t_1	kg	Code	No.
16-20	110	2.0	3.8	1.5	0.026	6333990	40 16-20
25-28	135	2.5	4.5	2.0	0.038	6334020	40 25-28
30-32	135	2.5	4.5	2.0	0.043	6334100	40 30-32
34-36	170	3.0	5.5	2.5	0.071	6334290	40 34-36
40-42	170	3.0	5.5	2.5	0.078	6334370	40 40-42
45-50	205	3.5	6.5	3.0	0.133	6334450	40 45-50
52-55	205	3.5	6.5	3.0	0.130	6334530	40 52-55
58-62	240	4.0	7.5	3.5	0.196	6334610	40 58-62
68-75	240	4.0	7.5	3.5	0.208	6334880	40 68-75
80-90	280	5.0	8.5	4.0	0.282	6334960	40 80-90
95-100	280	5.0	8.5	4.0	0.275	6335180	40 95-100
110-115	335	5.0	10.3	4.0	0.491	6335260	40 110-115
120-130	335	5.0	10.3	4.0	0.493	6335340	40 120-130
135-145	385	6.0	12.3	5.0	0.841	6335420	40 135-145
155-165	385	6.0	12.3	5.0	0.820	6335500	40 155-165
180-195	465	6.0	14.3	5.0	1.445	6335690	40 180-195
205-220	465	6.0	14.3	5.0	1.448	6335770	40 205-220

40 Z
HOOK WRENCH
with pin

- Acc. to DIN 1810, Form B
- For cross-drilled nuts according to DIN 1816
- GEDORE vanadium steel 31CrV3, manganese-phosphated

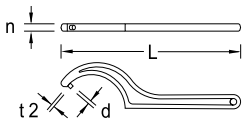

mm	L	d	n	t_2	kg	Code	No.
16-18	110	2.5	3.8	2.5	0.014	6335850	40 Z 16-18
20-22	110	2.5	3.8	2.5	0.014	6335930	40 Z 20-22
25-28	135	3.0	4.5	3.0	0.039	6336580	40 Z 25-28
30-32	135	4.0	4.5	3.0	0.045	6336660	40 Z 30-32
34-36	170	4.0	5.5	3.5	0.080	6336740	40 Z 34-36
40-42	170	4.0	5.5	3.5	0.079	6336820	40 Z 40-42
45-50	205	5.0	6.5	4.0	0.136	6336900	40 Z 45-50
52-55	205	5.0	6.5	4.0	0.129	6337040	40 Z 52-55
58-62	240	5.0	7.5	5.0	0.198	6337120	40 Z 58-62
68-75	240	6.0	7.5	5.0	0.198	6337200	40 Z 68-75

mm	L	d	n	t_2	kg	Code	No.
80-90	280	6.0	8.5	6.0	0.281	6337390	40 Z 80-90
95-100	280	8.0	8.5	6.0	0.276	6337470	40 Z 95-100
110-115	335	8.0	10.3	8.0	0.494	6337550	40 Z 110-115
120-130	335	8.0	10.3	8.0	0.492	6337630	40 Z 120-130
135-145	385	8.0	12.3	8.0	0.829	6337710	40 Z 135-145
155-165	385	8.0	12.3	8.0	0.841	6337980	40 Z 155-165
180-195	465	10.0	14.3	8.0	1.420	6338010	40 Z 180-195
205-220	465	10.0	14.3	8.0	1.402	6338280	40 Z 205-220

44
CALIPER FACE SPANNER
adjustable

- Similar to DIN 3116
- Special sizes on request
- GEDORE vanadium steel 31CrV3, manganese-phosphated

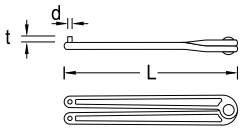

∅ mm	L	L"	d	t	kg	Code	No.
3	178	7	2.9	4	0.148	6354480	44 3
4	178	7	3.8	5	0.151	6354560	44 4
5	230	9	4.8	6	0.259	6354640	44 5

∅ mm	L	L"	d	t	kg	Code	No.
6	230	9	5.8	7	0.260	6354720	44 6
8	230	9	7.8	8	0.265	6354990	44 8

Accessories

637
RETAINING CLIP FOR NUTS

- With magnetic holder
- Suitable for open ended and flat ring spanners size 10-19 mm
- Delivery without tools and accessories

kg	Code	No.
0.006	1834150	637

639
COMBINATION HOLDING TOOL

- Small helper to hold nuts and washers in barely accessible places
- For thread sizes from M3 to M8
- Delivery without tools and accessories

L	W	H	kg	Code	No.
110	19.2	9.7	0.016	1640852	639