

BRC, BRP-Series, Pull Cylinders

▼ Shown from left to right: BRC-25, BRC-46, BRP-306, BRP-606, BRP-106C



- High strength alloy steel construction
- Hard chrome-plated plunger for long life
- Replaceable links on BRP-models
- Baked enamel finish for increased corrosion resistance
- CR-400 coupler and dust cap included on all models
- Plunger wiper reduces contamination, extending cylinder life
- Single-acting, spring return.

▼ Lifting mining conveyor belt using pull cylinders for bearing maintenance.



Torque and tension specialist



Gauges

Minimize the risk of overloading and ensure long, dependable service from your equipment. Refer to the System Components Section for a full range of gauges.

Page: 121



Attachments and Accessories

BRC-25 and BRC-46 units have base, collar and plunger threads to affix a range of optional attachments and accessories, such as chains, saddles and extension tubes.

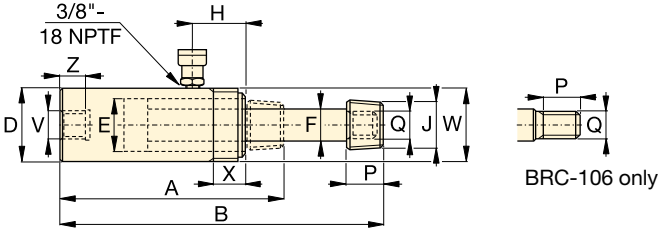
Page: 165

▼ To lift a load bearing mast into place, BRP-series cylinders were used to tension the supporting cables.



Single-Acting, Pull Cylinders

BRC Cylinder Mounting Dimensions (mm)				
Model Number	Base Mounting Hole V	Collar Thread W	Collar Thd. Lgth. X	Mtg. Thd. Lgth. Z
BRC-25	3/4" - 14 NPT	1 1/2" - 16 UN	24	17
BRC-46	1 1/4" - 11 1/2 NPT	2 1/4" - 14 UN	26	24
BRC-106	M30 x 2	M85 x 2	25	24



BRC-25, -46, 106

**BRC,
BRP
Series**



Capacity:

2,5 - 50 ton

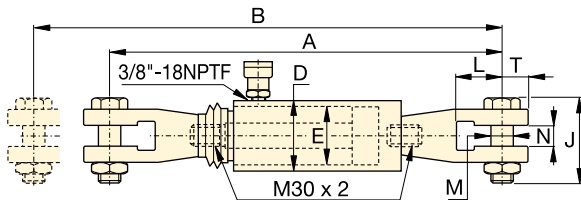
Stroke:

127 - 154 mm

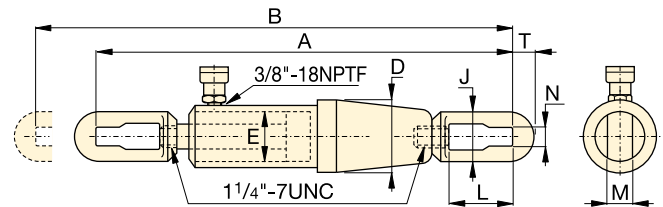
Maximum Operating Pressure:

700 bar

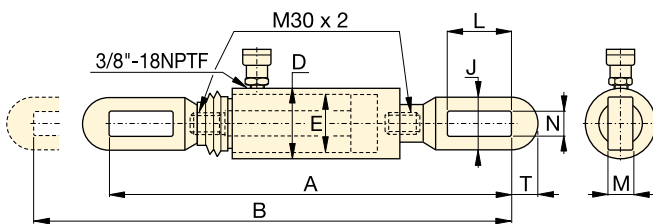
Cylinder Capacity	Stroke	Model Number	Cylinder Effective Area	Oil Capacity	Coll. Height	Ext. Height	Outside Dia.	Cylinder Bore Dia.	Plunger Dia.	Top to Inlet Port	Saddle Diameter	Plunger Thread Length	Plunger Outside Thread	
ton (kN)	(mm)		(cm ²)	(cm ³)	A (mm)	B (mm)	D (mm)	E (mm)	F (mm)	H (mm)	J (NPT)	P (mm)	Q	(kg)
2,5 (24)	127	BRC-25	3,5	45	264	391	48	28,4	19,0	45	3/4" - 14	28	1 1/16" - 24	1,8
5 (51)	140	BRC-46	7,3	101	301	441	57	42,9	30,2	42	1 1/4" - 11 1/2	32	1 3/16" - 16	4,5
10 (105)	151	BRC-106	15,0	228	289	440	85	54,1	31,8	39	-	25	M30x2	9,5



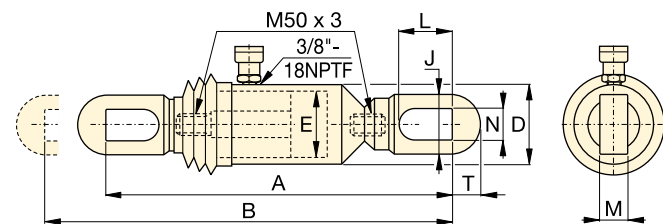
BRP-106C



BRP-306



BRP-106L



BRP-606

Cylinder Capacity	Stroke	Model Number	Cylinder Effective Area	Oil Capacity	Coll. Height	Ext. Height	Outside Dia.	Cyl. Bore Dia.	Link Height	Link Opening	Link Thickness	Link Width	Slot to Link End	
ton (kN)	(mm)		(cm ²)	(cm ³)	A (mm)	B (mm)	D (mm)	E (mm)	J (mm)	L (mm)	M (mm)	N (mm)	T (mm)	(kg)
10 (110)	150	BRP-106C	15,8	238	601	751	85	54,1	105	87	30	35	32	15,3
	150	BRP-106L	15,8	238	581	751	85	54,1	64	119	22	34	32	13,3
30 (325)	154	BRP-306	46,4	715	1110	1264	137	88,9	114	155	35	43	55	63,1
50 (506)	153	BRP-606	72,1	1096	718	871	140	110,1	130	151	40	48	65	58,3